



454

CAIRNS

2

473

INNISFAIL

446

BURDEKIN

3

| | |
|--------|-----|
| MACKAY | 391 |
| MTISA | 368 |
| KIRWAN | 206 |




HANDICAP WOMEN LEADERBOARD


2014 INTERCITY SHIELD


HANDICAP WOMEN AVERAGES

| | | | | X's | PTS | AVE |
|----|------------------|-------------|-----------|-----|-----|-------|
| 1 | Rebecca Coletti | (Mackay) | HIGH: 259 | 34 | 22 | 220.1 |
| 2 | Melissa Ashford | (Innisfail) | HIGH: 252 | 29 | 20 | 215.5 |
| 3 | Jehsieka Bunyan | (Burdekin) | HIGH: 277 | 40 | 26 | 216.9 |
| 4 | Debby Hobbs | (Innisfail) | HIGH: 244 | 24 | 10 | 216.6 |
| 5 | Helen Dries | (Mount Isa) | HIGH: 240 | 12 | 18 | 212.8 |
| 6 | Giovanna Starkey | (Innisfail) | HIGH: 242 | 28 | 16 | 212.0 |
| 7 | Danielle Redfern | (Mount Isa) | HIGH: 256 | 34 | 11 | 210.6 |
| 8 | Rose Carney | (Burdekin) | HIGH: 229 | 18 | 18 | 210.0 |
| 9 | Nikki Field | (Cairns) | HIGH: 238 | 33 | 20 | 208.2 |
| 10 | Rose Pirihi | (Mount Isa) | HIGH: 242 | 27 | 16 | 207.6 |


1  INNISFAIL 131

2  BURDEKIN 128

3  CAIRNS 94

4  MACKAY 90

5  MT ISA 87

6  KIRWAN 0

Mount Isa 2014


www.nqtenpin.com.au


HANDICAP MEN LEADERBOARD


2014 INTERCITY SHIELD


HANDICAP MEN AVERAGES


| | | | | X's | PTS | AVE |
|----|-----------------|-------------|-----------|-----|-----|-------|
| 1 | Wayne Lam Sing | (Innisfail) | HIGH: 274 | 33 | 18 | 222.0 |
| 2 | Haydon Johansen | (Cairns) | HIGH: 279 | 80 | 18 | 220.5 |
| 3 | Edmond Starkey | (Innisfail) | HIGH: 267 | 45 | 16 | 220.3 |
| 4 | Alex Smith | (Cairns) | HIGH: 255 | 15 | 18 | 217.4 |
| 5 | Leslie Smith | (Mount Isa) | HIGH: 273 | 45 | 16 | 215.0 |
| 6 | John Coletti | (Mackay) | HIGH: 245 | 24 | 20 | 214.7 |
| 7 | Ashley Hurlock | (Innisfail) | HIGH: 278 | 35 | 6 | 211.1 |
| 8 | Andrew Stephen | (Innisfail) | HIGH: 248 | 31 | 20 | 209.6 |
| 9 | Alex Taran | (Burdekin) | HIGH: 256 | 33 | 18 | 208.0 |
| 10 | Rhyss Murphy | (Cairns) | HIGH: 291 | 41 | 8 | 208.0 |

1  **INNISFAIL** 138

2  **CAIRNS** 136

3  **MTISA** 111

4  **KIRWAN** 101

5  **MACKAY** 94

6  **BURDEKIN** 72

Mount Isa 2014

www.nqtenpin.com.au

SCRATCH WOMEN LEADERBOARD

2014 INTERCITY SHIELD

SCRATCH WOMEN AVERAGES

| | | | | X's | PTS | AVE |
|----|-----------------|-------------|-----------|-----|-----|-----|
| 1 | Krisztina Orosz | (Cairns) | HIGH: 224 | 57 | 20 | 186 |
| 2 | Toni Reese | (Burdakin) | HIGH: 219 | 66 | 19 | 184 |
| 3 | Lauren Proctor | (Mackay) | HIGH: 225 | 58 | 20 | 180 |
| 4 | Phyllis Bowdler | (Mackay) | HIGH: 213 | 23 | 10 | 179 |
| 5 | Jessica Starkey | (Innisfail) | HIGH: 215 | 57 | 20 | 177 |
| 6 | Emily Bilston | (Burdakin) | HIGH: 232 | 59 | 18 | 176 |
| 7 | Nola Findlay | (Mackay) | HIGH: 234 | 53 | 16 | 173 |
| 8 | Sarah Ghensi | (Cairns) | HIGH: 216 | 49 | 22 | 173 |
| 9 | Tiffany Holt | (Mackay) | HIGH: 223 | 50 | 18 | 170 |
| 10 | Trish Millers | (Mackay) | HIGH: 219 | 40 | 18 | 166 |

| | | |
|---|---|-----|
| 1 |  MACKAY | 142 |
| 2 |  INNISFAIL | 112 |
| 3 |  CAIRNS | 105 |
| 4 |  BURDEKIN | 97 |
| 5 |  MT ISA | 65 |
| 6 |  KIRWAN | 0 |

Mount Isa 2014

www.nqtenpin.com.au

SCRATCH MEN LEADERBOARD

2014 INTERCITY SHIELD

SCRATCH MEN AVERAGES

| | | | | X's | PTS | AVE |
|----|------------------|-------------|-----------|-----|-----|-------|
| 1 | Frank Nucifora | (Burdekin) | HIGH: 251 | 96 | 20 | 208.3 |
| 2 | Luke O'Meara | (Mount Isa) | HIGH: 278 | 87 | 22 | 207.6 |
| 3 | Chris Carney | (Burdekin) | HIGH: 244 | 83 | 25 | 204.9 |
| 4 | Nicholas Devaney | (Kirwan) | HIGH: 256 | 82 | 21 | 198.1 |
| 5 | Craig Hembrow | (Cairns) | HIGH: 248 | 80 | 18 | 195.6 |
| 6 | E-J Starkey | (Innisfail) | HIGH: 256 | 79 | 22 | 195.3 |
| 7 | Justin Grech | (Mackay) | HIGH: 225 | 76 | 18 | 194.7 |
| 8 | Angelo Nucifora | (Burdekin) | HIGH: 225 | 72 | 18 | 194.3 |
| 9 | Brian Roughsedge | (Cairns) | HIGH: 221 | 71 | 14 | 194.3 |
| 10 | John Price | (Mount Isa) | HIGH: 245 | 81 | 20 | 193.0 |

| | | |
|---|---|-----|
| 1 |  BURDEKIN | 149 |
| 2 |  CAIRNS | 119 |
| 3 |  MT ISA | 105 |
| 4 |  KIRWAN | 105 |
| 5 |  INNISFAIL | 92 |
| 6 |  MACKAY | 65 |

Mount Isa 2014

www.nqtenpin.com.au

2014 Intercity Shield - Mt Isa

Innisfail

| Innisfail Scratch Men | | | | | | | | | | | | | | | | | | | | | | | | | | | | |
|-----------------------|------|--------------|--------------|-----------|--------------|-------------|------------|-----------|------------|------------|------------|------------|------------|------------|------------|------------|------------|-------------|------------|------------|------------|------------|------------|------------|-----------------------|------------|------|-----------|
| N A M E | RANK | Average | Entering | Gms | Pinfall | High | Low | Pts | G1 | G2 | G3 | G4 | G5 | G6 | G7 | G8 | G9 | G10 | G11 | G12 | G13 | G14 | G15 | X's | /s | O's | +/- | 200s |
| E-J Starkey | 1 | 195.3 | 212 | 15 | 2929 | 256 | 158 | 22 | 214 | 213 | 169 | 158 | 212 | 214 | 164 | 164 | 207 | 256 | 183 | 209 | 188 | 209 | 169 | 79 | 49 | 35 | -71 | 8 |
| Brendan Muscat | 3 | 183.4 | 207 | 15 | 2751 | 231 | 143 | 8 | 182 | 191 | 182 | 185 | 164 | 198 | 231 | 214 | 183 | 162 | 177 | 180 | 143 | 180 | 179 | 72 | 51 | 32 | -249 | 2 |
| Kevin Dowley | 2 | 191.3 | 192 | 15 | 2869 | 227 | 154 | 16 | 190 | 221 | 190 | 208 | 227 | 154 | 191 | 194 | 164 | 190 | 181 | 179 | 190 | 179 | 211 | 72 | 56 | 33 | -131 | 4 |
| Ashley Hurlock | 4 | 174.2 | 170 | 15 | 2613 | 207 | 130 | 14 | 130 | 182 | 167 | 157 | 144 | 197 | 207 | 177 | 171 | 201 | 175 | 178 | 179 | 178 | 170 | 73 | 32 | 49 | -387 | 2 |
| Edmond Starkey | 5 | 163.1 | 159 | 14 | 2284 | 211 | 129 | 8 | 163 | 155 | | 134 | 169 | 171 | 152 | 150 | 140 | 211 | 187 | 171 | 181 | 171 | 129 | 44 | 53 | 45 | -516 | 1 |
| Jake Wieland | 6 | 122.0 | 164 | 1 | 122 | 122 | 122 | 0 | | | 122 | | | | | | | | | | | | 2 | 2 | 7 | -78 | 0 | |
| (vacant) | 7 | 0.0 | 200 | 0 | 0 | 0 | 0 | 0 | | | | | | | | | | | | | | | 0 | 0 | 0 | 0 | 0 | |
| Innisfail Men | | 904.5 | 931.4 | 15 | 13568 | 1020 | 830 | 12 | 879 | 962 | 830 | 842 | 916 | 934 | 945 | 899 | 865 | 1020 | 903 | 917 | 881 | 917 | 858 | 342 | 243 | 201 | | 17 |
| <i>Total Points</i> | | | | | | | | | 4 | 2 | 4 | 6 | 8 | 10 | 2 | 8 | 6 | 12 | 6 | 10 | 2 | 10 | 2 | 92 | <i>Overall Points</i> | | | |

| Innisfail Scratch Women | | | | | | | | | | | | | | | | | | | | | | | | | | | | |
|-------------------------|------|--------------|--------------|-----------|--------------|------------|------------|-----------|------------|------------|------------|------------|------------|------------|------------|------------|------------|------------|------------|------------|------------|------------|------------|------------|-----------------------|------------|------|----------|
| N A M E | RANK | Average | Entering | Gms | Pinfall | High | Low | Pts | G1 | G2 | G3 | G4 | G5 | G6 | G7 | G8 | G9 | G10 | G11 | G12 | G13 | G14 | G15 | X's | /s | O's | +/- | 200s |
| Marian Wieland | 3 | 162.2 | 185 | 12 | 1946 | 193 | 139 | 10 | 179 | 146 | 159 | 170 | 193 | 153 | | 152 | | 168 | 148 | | 163 | 176 | 139 | 34 | 49 | 35 | -454 | 0 |
| Mandy Starkey | 6 | 144.3 | 168 | 12 | 1732 | 176 | 122 | 12 | 136 | 137 | 137 | 127 | 176 | 169 | 165 | 129 | 149 | | 127 | 122 | | | 158 | 29 | 39 | 53 | -668 | 0 |
| Jessica Starkey | 1 | 177.4 | 164 | 15 | 2661 | 215 | 128 | 20 | 128 | 158 | 176 | 215 | 202 | 158 | 212 | 157 | 132 | 190 | 164 | 169 | 176 | 212 | 212 | 57 | 52 | 48 | -339 | 5 |
| Janet Bradley-Ryalls | 4 | 154.1 | 176 | 10 | 1541 | 184 | 111 | 12 | 127 | | | | 169 | | 111 | | 135 | 179 | 184 | 151 | 157 | 182 | 146 | 2 | 3 | 7 | -459 | 0 |
| Debby Hobbs | 5 | 151.4 | 142 | 12 | 1817 | 200 | 115 | 6 | | 182 | 136 | 133 | 200 | 159 | 157 | 118 | 168 | 154 | | 148 | 147 | 115 | | 26 | 47 | 49 | -583 | 1 |
| Liz Fabian-Czmok | 2 | 165.4 | 154 | 14 | 2316 | 202 | 102 | 20 | 162 | 156 | 171 | 196 | | 184 | 202 | 168 | 142 | 144 | 174 | 102 | 162 | 194 | 159 | 45 | 49 | 46 | -484 | 1 |
| Giovanna Starkey | 7 | 0.0 | 149 | 0 | 0 | 0 | 0 | 0 | | | | | | | | | | | | | | | 0 | 0 | 0 | 0 | 0 | |
| Innisfail Women | | 802.6 | 812.9 | 15 | 12013 | 940 | 692 | 16 | 732 | 779 | 779 | 841 | 940 | 823 | 847 | 724 | 726 | 835 | 797 | 692 | 805 | 879 | 814 | 193 | 239 | 238 | | 7 |
| <i>Total Points</i> | | | | | | | | | 8 | 12 | 4 | 10 | 8 | 6 | 10 | 2 | 4 | 8 | 2 | 12 | 10 | 6 | 10 | 112 | <i>Overall Points</i> | | | |

2014 Intercity Shield - Mt Isa

Innisfail

| Innisfail Handicap Men | | | | | | | | | | | | | | | | | | | | | | | | | | | | |
|------------------------|---------------|--------------|-----|--------------|-------------|------------|-----------|-------------|-------------|------------|-------------|-------------|-------------|------------|-------------|------------|-------------|-------------|-------------|-------------|-------------|-------------|------------|-----------------------|------------|--------------|----------|--|
| N A M E | Average | Entering | Gms | Pinfall | High | Low | Pts | G1 | G2 | G3 | G4 | G5 | G6 | G7 | G8 | G9 | G10 | G11 | G12 | G13 | G14 | G15 | X's | /s | O's | +/- | 200s | |
| Brendan Euston | 121.2 | 117 | 14 | 1697 | 158 | 82 | 22 | 121 | 158 | 116 | 122 | 130 | 139 | 103 | 116 | 149 | 82 | | 114 | 132 | 112 | 103 | 25 | 32 | 84 | -1103 | 0 | |
| | 204.2 | | | 2859 | 241 | 165 | | 204 | 241 | 199 | 205 | 213 | 222 | 186 | 199 | 232 | 165 | | 197 | 215 | 195 | 186 | | | | | | |
| Wayne Lam Sing | 147.0 | 125 | 13 | 1911 | 199 | 116 | 18 | 122 | 145 | 118 | | 195 | 116 | | 174 | 119 | 163 | 120 | 141 | 142 | 199 | 157 | 33 | 43 | 59 | -689 | 0 | |
| | 222.0 | | | 2163 | 274 | 191 | | 197 | 220 | 193 | | 270 | 191 | | 249 | 194 | 238 | 195 | 216 | 217 | 274 | 232 | | | | | | |
| Edmond Starkey | 179.3 | 159 | 12 | 2151 | 226 | 136 | 16 | 191 | 160 | 160 | 156 | | 192 | 191 | 221 | 136 | | 184 | 226 | 185 | 149 | | 45 | 47 | 32 | -249 | 2 | |
| | 220.3 | | | 2227 | 267 | 177 | | 232 | 201 | 201 | 197 | | 233 | 232 | 262 | 177 | | 225 | 267 | 226 | 190 | | | | | | | |
| Andrew Stephen | 127.6 | 118 | 15 | 1914 | 166 | 99 | 20 | 129 | 138 | 116 | 139 | 143 | 128 | 124 | 99 | 110 | 166 | 152 | 101 | 129 | 108 | 132 | 31 | 37 | 85 | -1086 | 0 | |
| | 209.6 | | | 2529 | 248 | 181 | | 211 | 220 | 198 | 221 | 225 | 210 | 206 | 181 | 192 | 248 | 234 | 183 | 211 | 190 | 214 | | | | | | |
| Jake Wieland | 165.3 | 164 | 12 | 1983 | 207 | 131 | 12 | 156 | | 146 | | 150 | 190 | 156 | 207 | 160 | 131 | 155 | | 196 | 148 | 188 | 42 | 38 | 43 | -417 | 1 | |
| | 201.3 | | | 1775 | 243 | 167 | | 192 | | 182 | | 186 | 226 | 192 | 243 | 196 | 167 | 191 | | 232 | 184 | 224 | | | | | | |
| Ashley Hurlock | 181.1 | 170 | 8 | 1449 | 248 | 110 | 6 | | 153 | | 202 | 110 | | 143 | | | 248 | 222 | 200 | | | 171 | 35 | 24 | 23 | -151 | 4 | |
| | 211.1 | | | 1488 | 278 | 140 | | | 183 | | 232 | 140 | | 173 | | | 278 | 252 | 230 | | | 201 | | | | | | |
| Brendan Muscat | 204.0 | 207 | 1 | 204 | 204 | 204 | 0 | | | | 204 | | | | | | | | | | | 6 | 3 | 1 | 4 | 1 | | |
| | 204.0 | | | 204 | 204 | 204 | | | | | 204 | | | | | | | | | | | | | | | | | |
| Innisfail Men | 1045.9 | 757.1 | | 12649 | 1134 | 973 | 10 | 1036 | 1065 | 973 | 1059 | 1034 | 1082 | 989 | 1134 | 991 | 1096 | 1097 | 1093 | 1101 | 1033 | 1057 | 217 | 224 | 327 | -3691 | 8 | |
| <i>Total Points</i> | | | | | | | | 6 | 10 | 6 | 10 | 10 | 12 | 4 | 10 | 2 | 10 | 12 | 10 | 12 | 12 | 12 | 138 | <i>Overall Points</i> | | | | |

| Innisfail Handicap Women | | | | | | | | | | | | | | | | | | | | | | | | | | | | |
|--------------------------|---------------|--------------|------------|--------------|-------------|------------|-----------|------------|-------------|-------------|-------------|-------------|------------|-------------|-------------|-------------|-------------|-------------|-------------|-------------|-------------|-------------|-----|-----------------------|-----|--------------|----------|--|
| N A M E | Average | Entering | Gms | Pinfall | High | Low | Pts | G1 | G2 | G3 | G4 | G5 | G6 | G7 | G8 | G9 | G10 | G11 | G12 | G13 | G14 | G15 | X's | /s | O's | +/- | 200s | |
| Loretta Minutello | 126.1 | 119 | 15 | 1892 | 158 | 98 | 19 | 124 | 109 | 119 | 142 | 137 | 114 | 158 | 98 | 134 | 133 | 110 | 140 | 123 | 128 | 123 | 11 | 24 | 37 | -1108 | 0 | |
| | 207.1 | | | 3107 | 239 | 179 | | 205 | 190 | 200 | 223 | 218 | 195 | 239 | 179 | 215 | 214 | 191 | 221 | 204 | 209 | 204 | | | | | | |
| Giovanna Starkey | 136.0 | 124 | 15 | 2040 | 166 | 97 | 16 | 124 | 152 | 137 | 97 | 158 | 133 | 140 | 146 | 145 | 133 | 124 | 102 | 134 | 149 | 166 | 28 | 51 | 73 | -960 | 0 | |
| | 212.0 | | | 2503 | 242 | 173 | | 200 | 228 | 213 | 173 | 234 | 209 | 216 | 222 | 221 | 209 | 200 | 178 | 210 | 225 | 242 | | | | | | |
| Trish Shinn | 116.9 | 111 | 15 | 1754 | 141 | 94 | 16 | 126 | 119 | 108 | 120 | 94 | 99 | 120 | 105 | 110 | 130 | 141 | 119 | 121 | 118 | 124 | 15 | 41 | 96 | -1246 | 0 | |
| | 205.9 | | | 2459 | 230 | 183 | | 215 | 208 | 197 | 209 | 183 | 188 | 209 | 194 | 199 | 219 | 230 | 208 | 210 | 207 | 213 | | | | | | |
| Mandy Starkey | 141.6 | 158 | 7 | 991 | 185 | 90 | 2 | 90 | | | | 151 | 128 | 185 | 157 | 128 | 152 | | | | | | 13 | 29 | 28 | -409 | 0 | |
| | 183.6 | | | 1285 | 227 | 132 | | 132 | | | | 193 | 170 | 227 | 199 | 170 | 194 | | | | | | | | | | | |
| Melissa Ashford | 132.5 | 117 | 15 | 1988 | 169 | 102 | 20 | 104 | 128 | 126 | 125 | 135 | 119 | 151 | 160 | 166 | 169 | 138 | 102 | 115 | 144 | 106 | 29 | 45 | 82 | -1012 | 0 | |
| | 215.5 | | | 2619 | 252 | 185 | | 187 | 211 | 209 | 208 | 218 | 202 | 234 | 243 | 249 | 252 | 221 | 185 | 198 | 227 | 189 | | | | | | |
| Debby Hobbs | 156.6 | 140 | 8 | 1253 | 184 | 132 | 10 | | 149 | 132 | 145 | | | | | | | 184 | 172 | 159 | 163 | 149 | 24 | 33 | 28 | -347 | 0 | |
| | 216.6 | | | 1082 | 244 | 192 | | | 209 | 192 | 205 | | | | | | | 244 | 232 | 219 | 223 | 209 | | | | | | |
| Liz Fabian-Czmok | 0.0 | 150 | 0 | 0 | 0 | 0 | 0 | | | | | | | | | | | | | | | | 0 | 0 | 0 | 0 | 0 | |
| | 0.0 | | | 0 | 0 | 0 | | | | | | | | | | | | | | | | | | | | | | |
| Innisfail Women | 1032.8 | 656.4 | 100 | 12438 | 1125 | 939 | 11 | 939 | 1046 | 1011 | 1018 | 1046 | 964 | 1125 | 1037 | 1054 | 1088 | 1086 | 1024 | 1041 | 1091 | 1057 | | | | -5082 | 0 | |
| <i>Total Points</i> | | | | | | | | 4 | 8 | 9 | 8 | 8 | 4 | 12 | 8 | 8 | 10 | 12 | 4 | 12 | 12 | 12 | 131 | <i>Overall Points</i> | | | | |

2014 Intercity Shield - Mt Isa Cairns

| Cairns Handicap Men | | | | | | | | | | | | | | | | | | | | | | | | | | | | | | |
|----------------------------|---|---|---|--------------|--------------|-----------|--------------|-------------|------------|-----------|---------------------|------------|-------------|-------------|------------|------------|------------|------------|-------------|------------|-------------|-------------|-------------|-------------|-------------|-----|-----------------------|-----|--------------|-----------|
| N | A | M | E | Average | Ent | Gms | Pinfall | High | Low | Pts | G1 | G2 | G3 | G4 | G5 | G6 | G7 | G8 | G9 | G10 | G11 | G12 | G13 | G14 | G15 | X's | /s | O's | +/- | 200s |
| Nick Lees | | | | 173.4 | 184 | 9 | 1561 | 211 | 148 | 13 | 148 | | 195 | | 211 | 170 | | 180 | | 160 | | 148 | 185 | 164 | | 40 | 29 | 27 | -239 | 1 |
| | | | | 189.4 | | | 1705 | 227 | 164 | | 164 | | 211 | | 227 | 186 | | 196 | | 176 | | 164 | 201 | 180 | | | | | | |
| Kevin Gregory | | | | 168.4 | 218 | 8 | 1347 | 214 | 138 | 3 | | 138 | | 214 | 161 | | 178 | | 161 | | 157 | | 172 | | 166 | 24 | 20 | 19 | -253 | 1 |
| | | | | 168.4 | | | 1009 | 214 | 138 | | | 138 | | 214 | 161 | | 178 | | 161 | | 157 | | 172 | | 166 | | | | | |
| Rhys Murphy | | | | 164.0 | 156 | 10 | 1640 | 247 | 114 | 8 | 142 | | 194 | 158 | | 134 | | 182 | 160 | 127 | | 182 | 114 | | 247 | 41 | 27 | 38 | -360 | 1 |
| | | | | 208.0 | | | 1631 | 291 | 171 | | 186 | | 238 | 202 | | 178 | | 226 | 204 | 171 | | 226 | 158 | | 291 | | | | | |
| Michael Ryan | | | | 160.5 | 157 | 13 | 2087 | 206 | 126 | 16 | 178 | 159 | 149 | | 148 | 170 | 155 | 140 | 199 | 157 | 126 | 144 | | 206 | 156 | 33 | 57 | 41 | -513 | 1 |
| | | | | 203.5 | | | 2198 | 249 | 169 | | 221 | 202 | 192 | | 191 | 213 | 198 | 183 | 242 | 200 | 169 | 187 | | 249 | 199 | | | | | |
| Alex Smith | | | | 111.4 | 94 | 13 | 1448 | 149 | 58 | 18 | 121 | 91 | 138 | 119 | 58 | | 108 | 67 | | 128 | 126 | 149 | 142 | 110 | 91 | 15 | 38 | 78 | -1152 | 0 |
| | | | | 217.4 | | | 2165 | 255 | 164 | | 227 | 197 | 244 | 225 | 164 | | 214 | 173 | | 234 | 232 | 255 | 248 | 216 | 197 | | | | | |
| Haydon Johansen | | | | 196.5 | 176 | 14 | 2751 | 255 | 145 | 18 | 217 | 194 | 192 | 181 | | 191 | 169 | 197 | 212 | 156 | 255 | 227 | 214 | 201 | 145 | 80 | 41 | 30 | -49 | 6 |
| | | | | 220.5 | | | 2455 | 279 | 180 | | 241 | 218 | 216 | 205 | | 215 | 193 | 221 | 236 | 180 | 279 | 251 | 238 | 225 | 169 | | | | | |
| David Muirhead | | | | 163.8 | 176 | 8 | 1310 | 233 | 115 | 8 | | 153 | | 233 | 158 | 177 | 115 | | 156 | | 140 | | | | | 27 | 25 | 31 | -290 | 1 |
| | | | | 187.8 | | | 1300 | 257 | 139 | | | 177 | | 257 | 182 | 201 | 139 | | 180 | | 164 | | | | 202 | | | | | |
| Cairns Handicap Men | | | | 999.8 | 829.3 | 94 | 12082 | 1103 | 922 | 12 | 1039 | 932 | 1101 | 1103 | 925 | 993 | 922 | 999 | 1023 | 961 | 1001 | 1083 | 1017 | 1072 | 1022 | | | | -2856 | 11 |
| | | | | | | | | | | | <i>Total Points</i> | | | | | | | | | | | | | | | | | | | |
| | | | | | | | | | | | 8 | 10 | 10 | 10 | 11 | 6 | 6 | 10 | 8 | 10 | 2 | 13 | 10 | 14 | 8 | 136 | <i>Overall Points</i> | | | |

| Cairns Handicap Women | | | | | | | | | | | | | | | | | | | | | | | | | | | | | | | |
|------------------------------|---|---|---|--------------|--------------|-----------|--------------|-------------|------------|----------|---------------------|-------------|------------|------------|------------|------------|------------|-------------|------------|------------|------------|------------|-------------|------------|------------|-----|----|-----------------------|--------------|----------|---|
| N | A | M | E | Average | Ent | Gms | Pinfall | High | Low | Pts | G1 | G2 | G3 | G4 | G5 | G6 | G7 | G8 | G9 | G10 | G11 | G12 | G13 | G14 | G15 | X's | /s | O's | +/- | 200s | |
| Betty Pacher | | | | 141.8 | 152 | 13 | 1843 | 181 | 114 | 14 | 114 | 133 | | | 132 | 135 | 147 | 181 | 133 | 151 | 144 | 138 | 149 | 158 | 128 | 19 | 50 | 63 | -757 | 0 | |
| | | | | 189.8 | | | 2467 | 229 | 162 | | 162 | 181 | | | 180 | 183 | 195 | 229 | 181 | 199 | 192 | 186 | 197 | 206 | 176 | | | | | | |
| Nikki Field | | | | 158.2 | 150 | 14 | 2215 | 188 | 126 | 20 | 147 | 188 | 171 | 171 | | 160 | 169 | 184 | 126 | 160 | 142 | 161 | 154 | 150 | 132 | 33 | 67 | 46 | -585 | 0 | |
| | | | | 208.2 | | | 2329 | 238 | 176 | | 197 | 238 | 221 | 221 | | 210 | 219 | 234 | 176 | 210 | 192 | 211 | 204 | 200 | 182 | | | | | | |
| Kim Lemin | | | | 125.8 | 134 | 13 | 1635 | 152 | 95 | 8 | 129 | 152 | 114 | 144 | 137 | 128 | 114 | | 121 | 95 | 115 | | 129 | 124 | 133 | 22 | 36 | 75 | -965 | 0 | |
| | | | | 191.8 | | | 1909 | 218 | 161 | | 195 | 218 | 180 | 210 | 203 | 194 | 180 | | 187 | 161 | 181 | | 195 | 190 | 199 | | | | | | |
| Jenelle Gregory | | | | 132.8 | 126 | 14 | 1859 | 161 | 100 | 18 | 134 | 109 | | 123 | 136 | 144 | 117 | 161 | 137 | 125 | 139 | 158 | 142 | 100 | 134 | 25 | 42 | 77 | -941 | 0 | |
| | | | | 206.8 | | | 2297 | 235 | 183 | | 208 | 183 | | 197 | 210 | 218 | 191 | 235 | 211 | 199 | 213 | 232 | 216 | 174 | 208 | | | | | | |
| Sharmayne Fisher | | | | 116.5 | 131 | 13 | 1515 | 163 | 95 | 6 | 130 | 163 | 127 | | 113 | 105 | 111 | 98 | 106 | 95 | | 122 | 119 | 102 | 124 | 23 | 34 | 82 | -1085 | 0 | |
| | | | | 185.5 | | | 1860 | 232 | 164 | | 199 | 232 | 196 | | 182 | 174 | 180 | 167 | 175 | 164 | | 191 | 188 | 171 | 193 | | | | | | |
| Kristan Lum | | | | 138.8 | 154 | 4 | 555 | 174 | 123 | 0 | | | 123 | 127 | 131 | | 174 | | | | | | | | | | | | | | |
| | | | | 184.8 | | | 739 | 220 | 169 | | | | 169 | 173 | 177 | | 220 | | | | | | | | | | | | | | |
| Sheree Rookwood | | | | 129.0 | 145 | 2 | 258 | 154 | 104 | 0 | | | 154 | 104 | | | | | | | | | | | | | 1 | 8 | 9 | -142 | 0 |
| | | | | 184.0 | | | 368 | 209 | 159 | | | | 209 | 159 | | | | | | | | | | | | | | | | | |
| Cairns Handicap Women | | | | 979.2 | 708.6 | 98 | 11390 | 1085 | 778 | 7 | 961 | 1052 | 975 | 960 | 952 | 979 | 965 | 1085 | 930 | 933 | 778 | 820 | 1000 | 941 | 958 | | | | -4720 | 0 | |
| | | | | | | | | | | | <i>Total Points</i> | | | | | | | | | | | | | | | | | | | | |
| | | | | | | | | | | | 10 | 10 | 4 | 4 | 6 | 6 | 6 | 6 | 10 | 6 | 6 | 2 | 8 | 10 | 2 | 4 | 94 | <i>Overall Points</i> | | | |

2014 Intercity Shield - Mt Isa Cairns

| Cairns Scratch Men | | | | | | | | | | | | | | | | | | | | | | | | | | | | | | | |
|---------------------|---|---|---|--------------|---------------|-----------|--------------|-------------|------------|-----------|------------|-------------|-------------|-------------|------------|------------|------------|------------|------------|------------|------------|------------|------------|------------|------------|------------|-----------------------|------------|------|-----------|---|
| N | A | M | E | Average | Entering | Gms | Pinfall | High | Low | Pts | G1 | G2 | G3 | G4 | G5 | G6 | G7 | G8 | G9 | G10 | G11 | G12 | G13 | G14 | G15 | X's | /s | O's | +/- | 200s | |
| Jamie Miller | | | | 174.4 | 198 | 8 | 1395 | 239 | 124 | 8 | | | 162 | | 124 | | | 213 | 173 | 179 | 170 | 239 | 135 | | | 32 | 28 | 26 | -205 | 2 | |
| John Fryer | | | | 182.5 | 208 | 11 | 2008 | 233 | 132 | 16 | 170 | 223 | 214 | 233 | 175 | 178 | 156 | | | 161 | 132 | | | 188 | 178 | 48 | 44 | 29 | -192 | 3 | |
| Jason Furze | | | | 178.2 | 214 | 13 | 2316 | 209 | 151 | 5 | 168 | 167 | | 156 | | 151 | 209 | 171 | 197 | 187 | 175 | 188 | 184 | 185 | 178 | 47 | 58 | 27 | -284 | 1 | |
| Brian Roughsedge | | | | 194.3 | 218 | 15 | 2914 | 221 | 167 | 14 | 213 | 201 | 200 | 208 | 209 | 187 | 202 | 178 | 173 | 178 | 200 | 208 | 169 | 221 | 167 | 71 | 66 | 25 | -86 | 9 | |
| Robbie Petersen | | | | 190.4 | 206 | 14 | 2665 | 236 | 158 | 18 | 224 | 203 | 222 | 204 | 176 | 183 | 165 | 195 | 167 | 158 | | 172 | 180 | 180 | 236 | 59 | 63 | 28 | -135 | 5 | |
| Craig Hembrow | | | | 195.6 | 193 | 14 | 2739 | 248 | 145 | 18 | 202 | 222 | 248 | 242 | 145 | 163 | 186 | 222 | 148 | | | 233 | 191 | 183 | 172 | 182 | 80 | 34 | 31 | -61 | 6 |
| (vacant) | | | | 0.0 | 200 | 0 | 0 | 0 | 0 | 0 | | | | | | | | | | | | | | | | 0 | 0 | 0 | 0 | 0 | |
| Cairns Men | | | | 935.8 | 1026.4 | 15 | 14037 | 1046 | 829 | 20 | 977 | 1016 | 1046 | 1043 | 829 | 862 | 918 | 979 | 858 | 863 | 910 | 998 | 851 | 946 | 941 | 337 | 293 | 166 | | 26 | |
| <i>Total Points</i> | | | | | | | | | | | 10 | 10 | 10 | 10 | 4 | 4 | 10 | 10 | 2 | 6 | 8 | 10 | 10 | 9 | 6 | 119 | <i>Overall Points</i> | | | | |

| Cairns Scratch Women | | | | | | | | | | | | | | | | | | | | | | | | | | | | | | |
|----------------------|---|---|---|--------------|--------------|-----------|--------------|------------|------------|-----------|------------|------------|------------|------------|------------|------------|------------|------------|------------|------------|------------|------------|------------|------------|------------|------------|-----------------------|------------|------|----------|
| N | A | M | E | Average | Ent | Gms | Pinfall | High | Low | Pts | G1 | G2 | G3 | G4 | G5 | G6 | G7 | G8 | G9 | G10 | G11 | G12 | G13 | G14 | G15 | X's | /s | O's | +/- | 200s |
| Sarah Ghensi | | | | 173.3 | 195 | 15 | 2599 | 216 | 142 | 22 | 184 | 142 | 180 | 152 | 172 | 155 | 181 | 164 | 188 | 164 | 216 | 180 | 167 | 155 | 199 | 49 | 74 | 36 | -401 | 1 |
| Krisztina Orosz | | | | 186.1 | 181 | 15 | 2792 | 224 | 149 | 20 | 149 | 177 | 222 | 163 | 177 | 224 | 197 | 202 | 189 | 193 | 204 | 172 | 157 | 188 | 178 | 57 | 71 | 28 | -208 | 4 |
| Bev Tipper | | | | 123.3 | 164 | 6 | 740 | 144 | 103 | 0 | 103 | | | | 144 | 126 | | | 119 | 113 | | | 135 | | | 7 | 21 | 32 | -460 | 0 |
| Sherie Rookwood | | | | 147.7 | 145 | 14 | 2068 | 194 | 110 | 13 | 134 | 134 | 148 | 128 | 153 | 156 | 194 | 158 | | 165 | 169 | 133 | 110 | 164 | 122 | 29 | 56 | 57 | -732 | 0 |
| Kristan Lum | | | | 155.9 | 154 | 14 | 2182 | 195 | 97 | 14 | 141 | 145 | 177 | 176 | 151 | 171 | 139 | 178 | 97 | | 167 | 124 | 195 | 170 | 151 | 36 | 56 | 53 | -618 | 0 |
| Betty Pacher | | | | 0.0 | 152 | 0 | 0 | 0 | 0 | 0 | | | | | | | | | | | | | | | | 0 | 0 | 0 | 0 | 0 |
| Nikki Field | | | | 165.3 | 150 | 11 | 1818 | 188 | 113 | 12 | | 151 | 184 | 158 | | | 158 | 184 | 171 | 188 | 172 | 113 | | 154 | 185 | 33 | 52 | 32 | -382 | 0 |
| Cairns Women | | | | 811.9 | 815.0 | 15 | 12199 | 928 | 711 | 12 | 711 | 749 | 911 | 777 | 797 | 832 | 869 | 886 | 764 | 823 | 928 | 722 | 764 | 831 | 835 | 211 | 330 | 238 | | 5 |
| <i>Total Points</i> | | | | | | | | | | | 6 | 2 | 6 | 4 | 11 | 8 | 6 | 4 | 6 | 10 | 12 | 4 | 4 | 10 | 12 | 105 | <i>Overall Points</i> | | | |

2014 Intercity Shield - Mt Isa

Burdekin

| Burdekin Handicap Men | | | | | | | | | | | | | | | | | | | | | | | | | | | | | | |
|------------------------------|---|---|---|--------------|--------------|-----------|--------------|-------------|------------|----------|------------|------------|-------------|-------------|------------|------------|------------|------------|------------|------------|------------|------------|-------------|------------|------------|-----------|-----------------------|-----|--------------|----------|
| N | A | M | E | Average | Ent | Gms | Pinfall | High | Low | Pts | G1 | G2 | G3 | G4 | G5 | G6 | G7 | G8 | G9 | G10 | G11 | G12 | G13 | G14 | G15 | X's | /s | O's | +/- | 200s |
| Chris Carney | | | | 0.0 | 202 | 0 | 0 | 0 | 0 | 0 | | | | | | | | | | | | | | | | 0 | 0 | 0 | 0 | 0 |
| | | | | 0.0 | | | 0 | 0 | 0 | | | | | | | | | | | | | | | | | | | | | |
| Colin Reese | | | | 0.0 | 195 | 0 | 0 | 0 | 0 | 0 | | | | | | | | | | | | | | | | 0 | 0 | 0 | 0 | 0 |
| | | | | 0.0 | | | 0 | 0 | 0 | | | | | | | | | | | | | | | | | | | | | |
| Dennis Porter | | | | 160.9 | 177 | 15 | 2414 | 204 | 131 | 8 | 148 | 131 | 161 | 156 | 180 | 182 | 143 | 144 | 179 | 158 | 159 | 204 | 153 | 152 | 164 | 48 | 52 | 52 | -586 | 1 |
| | | | | 183.9 | | | 2221 | 227 | 154 | | 171 | 154 | 184 | 179 | 203 | 205 | 166 | 167 | 202 | 181 | 182 | 227 | 176 | 175 | 187 | | | | | |
| Liam Magatelli | | | | 154.9 | 171 | 15 | 2324 | 205 | 121 | 8 | 159 | 163 | 172 | 176 | 175 | 121 | 123 | 165 | 205 | 145 | 144 | 124 | 142 | 130 | 180 | 56 | 36 | 62 | -676 | 1 |
| | | | | 183.9 | | | 2220 | 234 | 150 | | 188 | 192 | 201 | 205 | 204 | 150 | 152 | 194 | 234 | 174 | 173 | 153 | 171 | 159 | 209 | | | | | |
| Steven Zandonadi | | | | 135.9 | 143 | 15 | 2038 | 162 | 96 | 10 | 136 | 144 | 146 | 147 | 129 | 145 | 160 | 99 | 124 | 124 | 96 | 151 | 141 | 134 | 162 | 31 | 44 | 76 | -962 | 0 |
| | | | | 192.9 | | | 2285 | 219 | 153 | | 193 | 201 | 203 | 204 | 186 | 202 | 217 | 156 | 181 | 181 | 153 | 208 | 198 | 191 | 219 | | | | | |
| Michael Walsh | | | | 134.9 | 140 | 15 | 2023 | 185 | 96 | 12 | 123 | 122 | 133 | 185 | 122 | 164 | 129 | 112 | 150 | 158 | 125 | 104 | 167 | 133 | 96 | 29 | 53 | 77 | -977 | 0 |
| | | | | 189.9 | | | 2287 | 240 | 159 | | 178 | 177 | 188 | 240 | 177 | 219 | 184 | 167 | 205 | 213 | 180 | 159 | 222 | 188 | 151 | | | | | |
| Alex Taran | | | | 128.0 | 120 | 15 | 1920 | 176 | 88 | 18 | 125 | 140 | 156 | 119 | 126 | 124 | 88 | 149 | 97 | 123 | 151 | 115 | 176 | 117 | 114 | 33 | 38 | 83 | -1080 | 0 |
| | | | | 208.0 | | | 2473 | 256 | 168 | | 205 | 220 | 236 | 199 | 206 | 204 | 168 | 229 | 177 | 203 | 231 | 195 | 256 | 197 | 194 | | | | | |
| Burdekin Handicap Men | | | | 962.5 | 820.0 | 90 | 11486 | 1027 | 887 | 4 | 935 | 944 | 1012 | 1027 | 976 | 980 | 887 | 913 | 999 | 952 | 919 | 942 | 1023 | 910 | 960 | | | | -4281 | 2 |
| <i>Total Points</i> | | | | | | | | | | | 6 | 2 | 10 | 4 | 8 | 10 | 4 | 8 | 6 | 4 | 4 | 2 | 2 | 0 | 2 | 72 | <i>Overall Points</i> | | | |

| Burdekin Handicap Women | | | | | | | | | | | | | | | | | | | | | | | | | | | | | | | |
|--------------------------------|---|---|---|---------------|--------------|-----------|--------------|-------------|------------|-----------|-------------|-------------|-------------|-------------|-------------|-------------|-------------|------------|------------|------------|------------|-------------|-------------|------------|-------------|----------|------------|-----------------------|--------------|----------|--|
| N | A | M | E | Average | Ent | Gms | Pinfall | High | Low | Pts | G1 | G2 | G3 | G4 | G5 | G6 | G7 | G8 | G9 | G10 | G11 | G12 | G13 | G14 | G15 | X's | /s | O's | +/- | 200s | |
| Toni Reese | | | | 0.0 | 178 | 0 | 0 | 0 | 0 | 0 | | | | | | | | | | | | | | | | 0 | 0 | 0 | 0 | 0 | |
| | | | | 0.0 | | | 0 | 0 | 0 | | | | | | | | | | | | | | | | | | | | | | |
| Emily Bilston | | | | 0.0 | 165 | 0 | 0 | 0 | 0 | 0 | | | | | | | | | | | | | | | | 0 | 0 | 0 | 0 | 0 | |
| | | | | 0.0 | | | 0 | 0 | 0 | | | | | | | | | | | | | | | | | | | | | | |
| Maryanne Ziliotto | | | | 139.2 | 136 | 15 | 2088 | 202 | 100 | 18 | 138 | 133 | 138 | 139 | 139 | 202 | 155 | 149 | 159 | 100 | 125 | 106 | 117 | 120 | 168 | 18 | 28 | 35 | -912 | 1 | |
| | | | | 203.2 | | | 2451 | 266 | 164 | | 202 | 197 | 202 | 203 | 203 | 266 | 219 | 213 | 223 | 164 | 189 | 170 | 181 | 184 | 232 | | | | | | |
| Kayla DaPra | | | | 130.3 | 133 | 15 | 1954 | 194 | 93 | 12 | 135 | 125 | 140 | 152 | 134 | 194 | 124 | 103 | 93 | 144 | 135 | 131 | 109 | 115 | 120 | 29 | 42 | 82 | -1046 | 0 | |
| | | | | 197.3 | | | 2414 | 261 | 160 | | 202 | 192 | 207 | 219 | 201 | 261 | 191 | 170 | 160 | 211 | 202 | 198 | 176 | 182 | 187 | | | | | | |
| Jehsieka Bunyan | | | | 141.9 | 125 | 15 | 2129 | 202 | 115 | 26 | 146 | 143 | 120 | 158 | 169 | 147 | 153 | 120 | 116 | 146 | 115 | 202 | 135 | 129 | 130 | 40 | 43 | 73 | -871 | 1 | |
| | | | | 216.9 | | | 2635 | 277 | 190 | | 221 | 218 | 195 | 233 | 244 | 222 | 228 | 195 | 191 | 221 | 190 | 277 | 210 | 204 | 205 | | | | | | |
| Rose Carney | | | | 111.0 | 101 | 15 | 1665 | 130 | 92 | 18 | 114 | 127 | 130 | 99 | 102 | 129 | 96 | 110 | 105 | 102 | 113 | 119 | 110 | 117 | 92 | 18 | 29 | 103 | -1335 | 0 | |
| | | | | 210.0 | | | 2534 | 229 | 195 | | 213 | 226 | 229 | 198 | 201 | 228 | 195 | 209 | 204 | 201 | 212 | 218 | 209 | 216 | 191 | | | | | | |
| Barbara Mc Donald | | | | 93.9 | 100 | 15 | 1409 | 136 | 70 | 10 | 70 | 85 | 114 | 106 | 72 | 81 | 97 | 78 | 81 | 91 | 83 | 114 | 136 | 93 | 108 | 5 | 9 | 67 | -1591 | 0 | |
| | | | | 193.9 | | | 2272 | 236 | 170 | | 170 | 185 | 214 | 206 | 172 | 181 | 197 | 178 | 181 | 191 | 183 | 214 | 236 | 193 | 208 | | | | | | |
| Burdekin Handicap Women | | | | 1025.3 | 670.0 | 90 | 12306 | 1158 | 959 | 11 | 1008 | 1018 | 1047 | 1059 | 1021 | 1158 | 1030 | 965 | 959 | 988 | 976 | 1077 | 1012 | 979 | 1023 | | | | -5755 | 2 | |
| <i>Total Points</i> | | | | | | | | | | | 12 | 10 | 12 | 10 | 10 | 8 | 10 | 8 | 8 | 8 | 4 | 4 | 8 | 10 | 12 | 2 | 128 | <i>Overall Points</i> | | | |

2014 Intercity Shield - Mt Isa

Burdekin

| Burdekin Scratch Men | | | | | | | | | | | | | | | | | | | | | | | | | | | | | | | | | | | |
|----------------------|---|---|---|--------------|---------------|-----------|--------------|-------------|------------|-----------|------------|-------------|------------|-------------|------------|------------|------------|-------------|------------|------------|------------|------------|-------------|------------|------------|------------|-----------------------|------------|------|-----------|--|--|--|--|--|
| N | A | M | E | Average | Entering | Gms | Pinfall | High | Low | Pts | G1 | G2 | G3 | G4 | G5 | G6 | G7 | G8 | G9 | G10 | G11 | G12 | G13 | G14 | G15 | X's | /s | O's | +/- | 200s | | | | | |
| Angelo Nucifora | | | | 194.3 | 212 | 15 | 2914 | 225 | 146 | 18 | 222 | 201 | 209 | 225 | 146 | 179 | 197 | 185 | 192 | 182 | 203 | 217 | 197 | 171 | 188 | 72 | 67 | 24 | -86 | 6 | | | | | |
| Frank Nucifora | | | | 208.3 | 210 | 15 | 3125 | 251 | 158 | 20 | 212 | 251 | 224 | 158 | 223 | 219 | 214 | 219 | 247 | 173 | 202 | 183 | 203 | 191 | 206 | 96 | 44 | 24 | 125 | 11 | | | | | |
| Matthew Whitworth | | | | 187.1 | 204 | 15 | 2806 | 256 | 150 | 22 | 166 | 201 | 173 | 216 | 150 | 172 | 188 | 256 | 170 | 172 | 193 | 191 | 186 | 181 | 191 | 23 | 9 | 11 | -194 | 3 | | | | | |
| Chris Carney | | | | 204.9 | 202 | 15 | 3073 | 244 | 170 | 25 | 240 | 210 | 189 | 199 | 206 | 244 | 171 | 212 | 210 | 194 | 170 | 212 | 222 | 185 | 209 | 83 | 55 | 24 | 73 | 9 | | | | | |
| Colin Reese | | | | 184.6 | 195 | 15 | 2769 | 223 | 157 | 20 | 157 | 214 | 194 | 223 | 190 | 180 | 178 | 177 | 175 | 168 | 173 | 172 | 192 | 171 | 205 | 67 | 56 | 34 | -231 | 3 | | | | | |
| Dennis Porter | | | | 0.0 | 177 | 0 | 0 | 0 | 0 | 0 | | | | | | | | | | | | | | | 0 | 0 | 0 | 0 | 0 | | | | | | |
| (vacant) | | | | 0.0 | 200 | 0 | 0 | 0 | 0 | 0 | | | | | | | | | | | | | | | 0 | 0 | 0 | 0 | 0 | | | | | | |
| Burdekin Men | | | | 979.1 | 1000.0 | 15 | 14687 | 1077 | 889 | 22 | 997 | 1077 | 989 | 1021 | 915 | 994 | 948 | 1049 | 994 | 889 | 941 | 975 | 1000 | 899 | 999 | 341 | 231 | 117 | | 32 | | | | | |
| <i>Total Points</i> | | | | | | | | | | | 12 | 12 | 10 | 4 | 6 | 14 | 12 | 12 | 12 | 2 | 12 | 12 | 12 | 5 | 12 | 149 | <i>Overall Points</i> | | | | | | | | |

| Burdekin Scratch Women | | | | | | | | | | | | | | | | | | | | | | | | | | | | | | | | | | | |
|------------------------|---|---|---|--------------|--------------|-----------|--------------|------------|------------|-----------|------------|------------|------------|------------|------------|------------|------------|------------|------------|------------|------------|------------|------------|------------|------------|------------|-----------------------|------------|------|----------|--|--|--|--|--|
| N | A | M | E | Average | Ent | Gms | Pinfall | High | Low | Pts | G1 | G2 | G3 | G4 | G5 | G6 | G7 | G8 | G9 | G10 | G11 | G12 | G13 | G14 | G15 | X's | /s | O's | +/- | 200s | | | | | |
| Toni Reese | | | | 183.8 | 178 | 15 | 2757 | 219 | 149 | 19 | 205 | 190 | 206 | 176 | 214 | 160 | 149 | 195 | 159 | 205 | 219 | 184 | 178 | 156 | 161 | 66 | 58 | 38 | -243 | 5 | | | | | |
| Emily Bilston | | | | 175.9 | 165 | 15 | 2639 | 232 | 132 | 18 | 187 | 135 | 132 | 180 | 194 | 202 | 158 | 174 | 175 | 201 | 178 | 162 | 193 | 232 | 136 | 59 | 60 | 39 | -361 | 3 | | | | | |
| Gail Porter | | | | 149.9 | 162 | 15 | 2248 | 204 | 108 | 12 | 165 | 153 | 139 | 144 | 108 | 204 | 124 | 161 | 167 | 156 | 156 | 161 | 123 | 142 | 145 | 44 | 45 | 66 | -752 | 1 | | | | | |
| Janelle Hamilton | | | | 157.8 | 156 | 15 | 2367 | 190 | 124 | 10 | 190 | 156 | 159 | 124 | 164 | 157 | 173 | 167 | 149 | 159 | 150 | 144 | 183 | 140 | 152 | 30 | 76 | 49 | -633 | 0 | | | | | |
| Maryanne Ziliotto | | | | 0.0 | 136 | 0 | 0 | 0 | 0 | 0 | | | | | | | | | | | | | | | | 0 | 0 | 0 | 0 | 0 | | | | | |
| Amanda Galeano | | | | 137.7 | 129 | 15 | 2066 | 161 | 112 | 6 | 113 | 137 | 161 | 157 | 145 | 148 | 121 | 158 | 136 | 112 | 128 | 130 | 126 | 150 | 144 | 22 | 63 | 72 | -934 | 0 | | | | | |
| (vacant) | | | | 0.0 | 198 | 0 | 0 | 0 | 0 | 0 | | | | | | | | | | | | | | | | 0 | 0 | 0 | 0 | 0 | | | | | |
| Burdekin Women | | | | 810.4 | 802.9 | 15 | 12077 | 871 | 725 | 16 | 860 | 771 | 797 | 781 | 825 | 871 | 725 | 855 | 786 | 833 | 831 | 781 | 803 | 820 | 738 | 221 | 302 | 264 | | 9 | | | | | |
| <i>Total Points</i> | | | | | | | | | | | 12 | 2 | 10 | 10 | 2 | 9 | 2 | 10 | 8 | 6 | 8 | 2 | 8 | 4 | 4 | 97 | <i>Overall Points</i> | | | | | | | | |

2014 Intercity Shield - Mt Isa

Kirwan

| Kirwan Handicap Men | | | | | | | | | | | | | | | | | | | | | | | | | | | | | | | | | | | | | | | | | | | |
|---------------------|---|---|---|---------|-------|-----|---------|------|-----|-----|--------------|-----|-----|-----|-----|------|-----|-----|------|------|------|-----|------|-----|------|-----|----|-----|-------|------|----|---|---|---|---|----|----|---|---|---|----|-----|----------------|
| N | A | M | E | Average | Ent | Gms | Pinfall | High | Low | Pts | G1 | G2 | G3 | G4 | G5 | G6 | G7 | G8 | G9 | G10 | G11 | G12 | G13 | G14 | G15 | X's | /s | O's | +/- | 200s | | | | | | | | | | | | | |
| Bryce Devenish | | | | 126.714 | 126 | 14 | 1774 | 146 | 109 | 12 | 133 | 109 | 112 | 110 | 135 | 118 | 141 | 118 | 139 | 146 | 114 | | 122 | 139 | 138 | 29 | 34 | 78 | -1026 | 0 | | | | | | | | | | | | | |
| | | | | 200.714 | | | 2810 | 220 | 183 | | 207 | 183 | 186 | 184 | 209 | 192 | 215 | 192 | 213 | 220 | 188 | | 196 | 213 | 212 | | | | | | | | | | | | | | | | | | |
| Gary Jaenke | | | | 146.75 | 161 | 12 | 1761 | 173 | 118 | 5 | 156 | | 156 | 165 | 155 | 143 | 151 | 118 | 144 | | | 125 | 173 | 134 | 141 | 30 | 42 | 51 | -639 | 0 | | | | | | | | | | | | | |
| | | | | 185.75 | | | 1664 | 212 | 157 | | 195 | | 195 | 204 | 194 | 182 | 190 | 157 | 183 | | | | 164 | 212 | 173 | 180 | | | | | | | | | | | | | | | | | |
| Ryan Draper | | | | 165.167 | 167 | 12 | 1982 | 204 | 135 | 16 | 146 | | 174 | 180 | 160 | 204 | 135 | | 169 | 204 | 157 | 153 | 162 | 138 | | 37 | 57 | 35 | -418 | 2 | | | | | | | | | | | | | |
| | | | | 198.167 | | | 2012 | 237 | 168 | | 179 | | 207 | 213 | 193 | 237 | 168 | | 202 | 237 | 190 | 186 | 195 | 171 | | | | | | | | | | | | | | | | | | | |
| Bret Papworth | | | | 156.125 | 163 | 8 | 1249 | 199 | 126 | 4 | | 126 | 135 | | | | 145 | 158 | | 129 | 199 | 188 | | | 169 | 24 | 25 | 31 | -351 | 0 | | | | | | | | | | | | | |
| | | | | 193.125 | | | 1339 | 236 | 163 | | | 163 | 172 | | | 182 | 195 | | 166 | 236 | 225 | | | | 206 | | | | | | | | | | | | | | | | | | |
| Justin Grasso | | | | 177.643 | 177 | 14 | 2487 | 236 | 143 | 12 | 170 | 187 | 201 | 166 | 184 | 162 | | 236 | 183 | 170 | 154 | 154 | 183 | 143 | 194 | 67 | 44 | 43 | -313 | 2 | | | | | | | | | | | | | |
| | | | | 200.643 | | | 2220 | 259 | 177 | | 193 | 210 | 224 | 189 | 207 | 185 | | 259 | 206 | 193 | 177 | 177 | 206 | 166 | 217 | | | | | | | | | | | | | | | | | | |
| Fernando Jayo | | | | 166.643 | 178 | 14 | 2333 | 205 | 96 | 16 | 154 | 96 | | 141 | 158 | 205 | 192 | 163 | 174 | 178 | 193 | 201 | 186 | 114 | 178 | 50 | 55 | 46 | -467 | 2 | | | | | | | | | | | | | |
| | | | | 188.643 | | | 2097 | 227 | 118 | | 176 | 118 | | 163 | 180 | 227 | 214 | 185 | 196 | 200 | 215 | 223 | 208 | 136 | 200 | | | | | | | | | | | | | | | | | | |
| Nicholas Devaney | | | | 186 | 186 | 1 | 186 | 186 | 186 | 2 | | 186 | | | | | | | | | | | | | | 6 | 2 | 3 | -14 | 0 | | | | | | | | | | | | | |
| | | | | 200 | | | 200 | 200 | 200 | | | 200 | | | | | | | | | | | | | | | | | | | | | | | | | | | | | | | |
| Kirwan Handicap Men | | | | 974 | 827.1 | 99 | 11721 | 1023 | 874 | 7.5 | 950 | 874 | 984 | 953 | 983 | 1023 | 969 | 988 | 1000 | 1016 | 1006 | 975 | 1017 | 859 | 1015 | | | | -3228 | 6 | | | | | | | | | | | | | |
| | | | | | | | | | | | Total Points | | | | | | | | | | | | | | | | 8 | 4 | 8 | 2 | 12 | 8 | 4 | 8 | 8 | 10 | 10 | 1 | 2 | 4 | 12 | 101 | Overall Points |

| Kirwan Handicap Women | | | | | | | | | | | | | | | | | | | | | | | | | | | | | | | | | | | | | | | | | | | |
|-----------------------|---|---|---|---------|-----|-----|---------|------|-----|-----|--------------|----|----|----|----|----|----|----|----|-----|-----|-----|-----|-----|-----|-----|----|-----|-----|------|---|--|--|--|--|--|--|--|--|--|--|---|----------------|
| N | A | M | E | Average | Ent | Gms | Pinfall | High | Low | Pts | G1 | G2 | G3 | G4 | G5 | G6 | G7 | G8 | G9 | G10 | G11 | G12 | G13 | G14 | G15 | X's | /s | O's | +/- | 200s | | | | | | | | | | | | | |
| | | | | 0 | | 0 | 0 | 0 | 0 | 0 | | | | | | | | | | | | | | | | 0 | 0 | 0 | 0 | 0 | | | | | | | | | | | | | |
| | | | | 0 | | | 0 | 0 | 0 | | | | | | | | | | | | | | | | | | 0 | 0 | 0 | 0 | 0 | | | | | | | | | | | | |
| | | | | 0 | | 0 | 0 | 0 | 0 | | | | | | | | | | | | | | | | | | 0 | 0 | 0 | 0 | 0 | | | | | | | | | | | | |
| | | | | 0 | | | 0 | 0 | 0 | | | | | | | | | | | | | | | | | | 0 | 0 | 0 | 0 | 0 | | | | | | | | | | | | |
| | | | | 0 | | 0 | 0 | 0 | 0 | | | | | | | | | | | | | | | | | | 0 | 0 | 0 | 0 | 0 | | | | | | | | | | | | |
| | | | | 0 | | | 0 | 0 | 0 | | | | | | | | | | | | | | | | | | 0 | 0 | 0 | 0 | 0 | | | | | | | | | | | | |
| | | | | 0 | | 0 | 0 | 0 | 0 | | | | | | | | | | | | | | | | | | 0 | 0 | 0 | 0 | 0 | | | | | | | | | | | | |
| | | | | 0 | | | 0 | 0 | 0 | | | | | | | | | | | | | | | | | | 0 | 0 | 0 | 0 | 0 | | | | | | | | | | | | |
| | | | | 0 | | 0 | 0 | 0 | 0 | | | | | | | | | | | | | | | | | | 0 | 0 | 0 | 0 | 0 | | | | | | | | | | | | |
| | | | | 0 | | | 0 | 0 | 0 | | | | | | | | | | | | | | | | | | 0 | 0 | 0 | 0 | 0 | | | | | | | | | | | | |
| | | | | 0 | | 0 | 0 | 0 | 0 | | | | | | | | | | | | | | | | | | 0 | 0 | 0 | 0 | 0 | | | | | | | | | | | | |
| | | | | 0 | | | 0 | 0 | 0 | | | | | | | | | | | | | | | | | | 0 | 0 | 0 | 0 | 0 | | | | | | | | | | | | |
| | | | | 0 | | 0 | 0 | 0 | 0 | | | | | | | | | | | | | | | | | | 0 | 0 | 0 | 0 | 0 | | | | | | | | | | | | |
| | | | | 0 | | | 0 | 0 | 0 | | | | | | | | | | | | | | | | | | 0 | 0 | 0 | 0 | 0 | | | | | | | | | | | | |
| | | | | 0 | | 0 | 0 | 0 | 0 | | | | | | | | | | | | | | | | | | 0 | 0 | 0 | 0 | 0 | | | | | | | | | | | | |
| | | | | 0 | | | 0 | 0 | 0 | | | | | | | | | | | | | | | | | | 0 | 0 | 0 | 0 | 0 | | | | | | | | | | | | |
| Kirwan Handicap Women | | | | 0.0 | 0 | 0 | 0 | 0 | 0 | 0 | | | | | | | | | | | | | | | | | 0 | 0 | 0 | 0 | 0 | | | | | | | | | | | | |
| | | | | | | | | | | | Total Points | | | | | | | | | | | | | | | | | | | | | | | | | | | | | | | 0 | Overall Points |

2014 Intercity Shield - Mt Isa

Kirwan

| Kirwan Scratch Men | | | | | | | | | | | | | | | | | | | | | | | | | | | | | | | | | | | | | | | | | | | | |
|--------------------|-----|---|---|---------|----------|-----|---------|-------|-----|------|--------------|-------|-----|-------|-----|-----|-----|-----|-----|-----|-----|-----|-----|-----|------|-----|-----|------|------|------|-----|------|-----|-----|-----|---|---|---|----|----|----|-----|----------------|--|
| N | A | M | E | Average | Entering | Gms | Pinfall | High | Low | Pts | G1 | G2 | G3 | G4 | G5 | G6 | G7 | G8 | G9 | G10 | G11 | G12 | G13 | G14 | G15 | X's | /s | O's | +/- | 200s | | | | | | | | | | | | | | |
| Selwyn | Ma | h | e | r | 150.1 | 166 | 10 | 1501 | 195 | 120 | 4 | 154 | 149 | 155 | 158 | 146 | 126 | 126 | 172 | 120 | 195 | 20 | 41 | 41 | -499 | 0 | | | | | | | | | | | | | | | | | | |
| Bret | Pap | w | o | r | 170.3 | 163 | 15 | 2555 | 205 | 142 | 16 | 146 | 169 | 205 | 147 | 186 | 152 | 189 | 161 | 150 | 142 | 150 | 177 | 203 | 182 | 196 | 53 | 59 | 44 | -445 | 2 | | | | | | | | | | | | | |
| Justin | G | r | a | s | s | o | 176.8 | 177 | 12 | 2122 | 226 | 127 | 14 | 211 | 192 | 184 | 190 | 131 | 156 | 186 | 139 | 127 | 226 | 211 | 169 | 55 | 37 | 36 | -278 | 3 | | | | | | | | | | | | | | |
| Fernando | J | a | y | o | 191.0 | 178 | 1 | 191 | 191 | 191 | 0 | | | | | | 191 | | | | | | | | | 3 | 8 | 1 | -9 | 0 | | | | | | | | | | | | | | |
| Nicholas | D | e | v | a | n | e | y | 198.1 | 186 | 15 | 2972 | 256 | 153 | 21 | 207 | 213 | 221 | 153 | 168 | 177 | 231 | 219 | 212 | 170 | 179 | 256 | 204 | 176 | 186 | 82 | 51 | 27 | -28 | 8 | | | | | | | | | | |
| Steve | F | o | r | s | t | e | r | 162.2 | 188 | 13 | 2108 | 207 | 131 | 12 | 131 | | 139 | 149 | 148 | 170 | 131 | 167 | 207 | 159 | 169 | 192 | 179 | 167 | 49 | 45 | 47 | -492 | 1 | | | | | | | | | | | |
| Jordan | M | c | a | h | i | l | l | 178.8 | 201 | 10 | 1788 | 229 | 145 | 10 | 165 | 145 | 205 | 229 | 147 | 200 | 147 | 218 | 158 | 174 | 49 | 37 | 31 | -212 | 4 | | | | | | | | | | | | | | | |
| Kirwan Men | | | | | | | | | | | 882.5 | 899.3 | 15 | 13237 | 984 | 655 | 14 | 860 | 873 | 898 | 844 | 869 | 782 | 892 | 888 | 655 | 984 | 934 | 940 | 983 | 943 | 892 | 311 | 278 | 227 | | | | | 18 | | | | |
| | | | | | | | | | | | Total Points | | | | | | | | | | | | | | | | 2 | 4 | 10 | 10 | 12 | 0 | 4 | 6 | 9 | 6 | 3 | 4 | 12 | 13 | 10 | 105 | Overall Points | |

| Kirwan Scratch Women | | | | | | | | | | | | | | | | | | | | | | | | | | | | | | | | | | | | | | | | | | | | | |
|----------------------|---|---|---|---------|-----|-----|---------|------|-----|-----|--------------|----|----|----|----|----|----|----|----|-----|-----|-----|-----|-----|-----|-----|----|-----|-----|------|--|--|--|--|--|--|--|--|--|--|---|--|---|----------------|--|
| N | A | M | E | Average | Ent | Gms | Pinfall | High | Low | Pts | G1 | G2 | G3 | G4 | G5 | G6 | G7 | G8 | G9 | G10 | G11 | G12 | G13 | G14 | G15 | X's | /s | O's | +/- | 200s | | | | | | | | | | | | | | | |
| | | | | 0.0 | 0 | 0 | 0 | 0 | 0 | 4 | | | | | | | | | | | | | | | | 0 | 0 | 0 | 0 | 0 | | | | | | | | | | | | | | | |
| | | | | 0.0 | 0 | 0 | 0 | 0 | 0 | 4 | | | | | | | | | | | | | | | | 0 | 0 | 0 | 0 | 0 | | | | | | | | | | | | | | | |
| | | | | 0.0 | 0 | 0 | 0 | 0 | 0 | 4 | | | | | | | | | | | | | | | | 0 | 0 | 0 | 0 | 0 | | | | | | | | | | | | | | | |
| | | | | 0.0 | 0 | 0 | 0 | 0 | 0 | 4 | | | | | | | | | | | | | | | | 0 | 0 | 0 | 0 | 0 | | | | | | | | | | | | | | | |
| | | | | 0.0 | 0 | 0 | 0 | 0 | 0 | 4 | | | | | | | | | | | | | | | | 0 | 0 | 0 | 0 | 0 | | | | | | | | | | | | | | | |
| | | | | 0.0 | 0 | 0 | 0 | 0 | 0 | 4 | | | | | | | | | | | | | | | | 0 | 0 | 0 | 0 | 0 | | | | | | | | | | | | | | | |
| | | | | | | | | | | | 0.0 | 0 | 0 | 0 | 0 | 0 | | | | | | | | | | | | | | | | | | | | | | | | | 0 | | | | |
| | | | | | | | | | | | Total Points | | | | | | | | | | | | | | | | | | | | | | | | | | | | | | | | 0 | Overall Points | |

2014 Intercity Shield - Mt Isa

Mackay

| Mackay Handicap Men | | | | | | | | | | | | | | | | | | | | | | | | | | | | |
|----------------------------|--------------|--------------|------------|--------------|-------------|------------|----------|------------|------------|-------------|------------|------------|------------|------------|------------|-------------|------------|------------|-------------|------------|------------|------------|-----|-----------------------|-----|--------------|----------|--|
| N A M E | Average | Ent | Gms | Pinfall | High | Low | Pts | G1 | G2 | G3 | G4 | G5 | G6 | G7 | G8 | G9 | G10 | G11 | G12 | G13 | G14 | G15 | X's | /s | O's | +/- | 200s | |
| Tony Thompson | 162.1 | 174 | 14 | 2270 | 208 | 130 | 10 | 159 | 130 | 194 | 208 | 146 | 166 | 149 | 158 | 169 | 139 | | 168 | 146 | 181 | 157 | 40 | 59 | 50 | -530 | 1 | |
| | 188.1 | | | 2634 | 234 | 156 | | 185 | 156 | 220 | 234 | 172 | 192 | 175 | 184 | 195 | 165 | | 194 | 172 | 207 | 183 | | | | | | |
| John Coletti | 135.7 | 121 | 13 | 1764 | 166 | 101 | 20 | 124 | 149 | 152 | 156 | 103 | 149 | 150 | 166 | 124 | | 128 | 125 | 137 | 101 | | 24 | 42 | 67 | -836 | 0 | |
| | 214.7 | | | 2395 | 245 | 182 | | 203 | 228 | 231 | 235 | 182 | 228 | 229 | 245 | 203 | | 207 | 204 | 216 | 180 | | | | | | | |
| Bob Doyle | 162.7 | 174 | 7 | 1139 | 190 | 141 | 8 | | | | | | | | | 181 | 141 | 146 | 190 | 161 | 158 | 162 | 20 | 29 | 22 | -261 | 0 | |
| | 188.7 | | | 762 | 216 | 167 | | | | | | | | | | 207 | 167 | 172 | 216 | 187 | 184 | 188 | | | | | | |
| Dennis Thompson | 141.7 | 137 | 13 | 1842 | 173 | 110 | 16 | 140 | 154 | 165 | 110 | 145 | 170 | 153 | 129 | | 115 | 133 | 173 | 119 | | 136 | 28 | 49 | 56 | -758 | 0 | |
| | 204.7 | | | 2280 | 236 | 173 | | 203 | 217 | 228 | 173 | 208 | 233 | 216 | 192 | | 178 | 196 | 236 | 182 | | 199 | | | | | | |
| Aaron Payne | 149.5 | 165 | 14 | 2093 | 182 | 123 | 10 | 157 | 153 | 132 | 159 | 154 | 139 | 145 | 157 | 182 | 168 | 169 | 132 | | 123 | 123 | 37 | 48 | 62 | -707 | 0 | |
| | 184.5 | | | 2267 | 217 | 167 | | 192 | 188 | 167 | 194 | 189 | 174 | 180 | 192 | 217 | 203 | 204 | 167 | | 158 | 158 | | | | | | |
| Bryce Gaskell | 160.8 | 179 | 14 | 2251 | 241 | 123 | 6 | 123 | 135 | 161 | 140 | 151 | 148 | 176 | 147 | 185 | 181 | 137 | | 141 | 185 | 241 | 44 | 46 | 57 | -549 | 1 | |
| | 181.8 | | | 1915 | 262 | 144 | | 144 | 156 | 182 | 161 | 172 | 169 | 197 | 168 | 206 | 202 | 158 | | 162 | 206 | 262 | | | | | | |
| Dylan Locke | 0.0 | 183 | 0 | 0 | 0 | 0 | 0 | | | | | | | | | | | | | | | 0 | 0 | 0 | 0 | 0 | | |
| | 0.0 | | | 0 | 0 | 0 | | | | | | | | | | | | | | | | | | | | | | |
| Mackay Handicap Men | 973.7 | 809.3 | 100 | 11691 | 1028 | 915 | 6 | 927 | 945 | 1028 | 997 | 923 | 996 | 997 | 981 | 1028 | 915 | 937 | 1017 | 919 | 935 | 990 | | | | -3641 | 2 | |
| <i>Total Points</i> | | | | | | | | 4 | 12 | 4 | 4 | 6 | 10 | 6 | 8 | 12 | 4 | 4 | 12 | 4 | 2 | 2 | 94 | <i>Overall Points</i> | | | | |

| Mackay Handicap Women | | | | | | | | | | | | | | | | | | | | | | | | | | | | |
|------------------------------|--------------|--------------|------------|--------------|-------------|------------|----------|-------------|------------|-------------|------------|------------|-------------|------------|------------|-------------|------------|------------|-------------|------------|------------|------------|-----|-----------------------|-----|--------------|----------|--|
| N A M E | Average | Ent | Gms | Pinfall | High | Low | Pts | G1 | G2 | G3 | G4 | G5 | G6 | G7 | G8 | G9 | G10 | G11 | G12 | G13 | G14 | G15 | X's | /s | O's | +/- | 200s | |
| Leanne Frahm | 128.5 | 153 | 11 | 1413 | 161 | 98 | 4 | 104 | 125 | | | 143 | 136 | 150 | 134 | 124 | | 103 | | 135 | 98 | 161 | 17 | 32 | 64 | -787 | 0 | |
| | 175.5 | | | 1930 | 208 | 150 | | 151 | 172 | | | 190 | 183 | 197 | 181 | 171 | | 150 | | 182 | 145 | 208 | | | | | | |
| Rebecca Coletti | 149.1 | 129 | 14 | 2088 | 188 | 118 | 22 | 143 | 174 | 186 | 149 | 125 | 118 | | 123 | 153 | 138 | 155 | 188 | 157 | 156 | 123 | 34 | 53 | 58 | -712 | 0 | |
| | 220.1 | | | 2433 | 259 | 189 | | 214 | 245 | 257 | 220 | 196 | 189 | | 194 | 224 | 209 | 226 | 259 | 228 | 227 | 194 | | | | | | |
| Dianne Reeves | 124.3 | 140 | 13 | 1616 | 157 | 95 | 2 | | | 106 | 106 | 137 | 150 | 123 | 108 | 130 | 95 | 138 | 125 | 107 | 157 | 134 | 12 | 42 | 75 | -984 | 0 | |
| | 184.3 | | | 1818 | 217 | 155 | | | | 166 | 166 | 197 | 210 | 183 | 168 | 190 | 155 | 198 | 185 | 167 | 217 | 194 | | | | | | |
| Marilyn Thompson | 137.7 | 145 | 14 | 1928 | 157 | 109 | 10 | 156 | 113 | 157 | 124 | 137 | 140 | 137 | 109 | 149 | 152 | | 135 | 149 | 134 | 136 | 24 | 52 | 69 | -872 | 0 | |
| | 192.7 | | | 2114 | 212 | 164 | | 211 | 168 | 212 | 179 | 192 | 195 | 192 | 164 | 204 | 207 | | 190 | 204 | 189 | 191 | | | | | | |
| Phyllis Bowdler | 153.1 | 150 | 10 | 1531 | 176 | 131 | 10 | 157 | 131 | 167 | 167 | 160 | 176 | 151 | | | 133 | 146 | 143 | | | | 21 | 49 | 33 | -469 | 0 | |
| | 203.1 | | | 2031 | 226 | 181 | | 207 | 181 | 217 | 217 | 210 | 226 | 201 | | | 183 | 196 | 193 | | | | | | | | | |
| Casie Meikle | 165.2 | 161 | 13 | 2147 | 209 | 125 | 14 | 198 | 160 | 193 | 140 | | | 125 | 198 | 209 | 177 | 144 | 167 | 143 | 148 | 145 | 36 | 55 | 42 | -453 | 1 | |
| | 204.2 | | | 2101 | 248 | 164 | | 237 | 199 | 232 | 179 | | | 164 | 237 | 248 | 216 | 183 | 206 | 182 | 187 | 184 | | | | | | |
| Trish Millers | 0.0 | 166 | 0 | 0 | 0 | 0 | 0 | | | | | | | | | | | | | | | | 0 | 0 | 0 | 0 | 0 | |
| | 0.0 | | | 0 | 0 | 0 | | | | | | | | | | | | | | | | | | | | | | |
| Mackay Handicap Women | 990.6 | 745.7 | 100 | 11892 | 1084 | 937 | 6 | 1020 | 965 | 1084 | 961 | 985 | 1003 | 937 | 944 | 1037 | 970 | 953 | 1033 | 963 | 965 | 971 | | | | -4277 | 1 | |
| <i>Total Points</i> | | | | | | | | 12 | 4 | 10 | 6 | 4 | 6 | 8 | 8 | 6 | 0 | 8 | 6 | 4 | 2 | 6 | 90 | <i>Overall Points</i> | | | | |

2014 Intercity Shield - Mt Isa

Mackay

| Mackay Scratch Men | | | | | | | | | | | | | | | | | | | | | | | | | | | | | | | | | | | | |
|---------------------|---|---|---|--------------|---------------|-----------|--------------|------------|------------|----------|------------|------------|------------|------------|------------|------------|------------|------------|------------|------------|------------|------------|------------|------------|------------|------------|-----------------------|------------|------|-----------|--|--|--|--|--|--|
| N | A | M | E | Average | Entering | Gms | Pinfall | High | Low | Pts | G1 | G2 | G3 | G4 | G5 | G6 | G7 | G8 | G9 | G10 | G11 | G12 | G13 | G14 | G15 | X's | /s | O's | +/- | 200s | | | | | | |
| Mick Fenech | | | | 149.1 | 200 | 15 | 2237 | 185 | 114 | 2 | 158 | 185 | 114 | 175 | 118 | 130 | 168 | 158 | 138 | 167 | 146 | 167 | 127 | 135 | 151 | 35 | 58 | 60 | -763 | 0 | | | | | | |
| Ivan Edwards | | | | 179.9 | 200 | 15 | 2699 | 208 | 148 | 10 | 159 | 190 | 182 | 167 | 158 | 203 | 148 | 198 | 208 | 204 | 173 | 165 | 187 | 178 | 179 | 53 | 63 | 39 | -301 | 3 | | | | | | |
| Justin Grech | | | | 194.7 | 200 | 15 | 2921 | 225 | 165 | 18 | 200 | 211 | 206 | 212 | 176 | 184 | 212 | 225 | 187 | 182 | 176 | 165 | 168 | 208 | 209 | 76 | 56 | 31 | -79 | 8 | | | | | | |
| Don Mc Kay | | | | 170.1 | 200 | 15 | 2551 | 193 | 132 | 9 | 133 | 182 | 182 | 148 | 132 | 164 | 179 | 170 | 178 | 193 | 178 | 189 | 153 | 193 | 177 | 51 | 63 | 44 | -449 | 0 | | | | | | |
| Ralph Strecker | | | | 0.0 | 200 | 0 | 0 | 0 | 0 | 0 | | | | | | | | | | | | | | | | 0 | 0 | 0 | 0 | 0 | | | | | | |
| Dylan Locke | | | | 166.2 | 200 | 15 | 2493 | 197 | 131 | 14 | 141 | 140 | 171 | 176 | 189 | 192 | 151 | 196 | 163 | 162 | 176 | 131 | 156 | 197 | 152 | 47 | 57 | 51 | -507 | 0 | | | | | | |
| Tony Thompson | | | | 0.0 | 200 | 0 | 0 | 0 | 0 | 0 | | | | | | | | | | | | | | | | 0 | 0 | 0 | 0 | 0 | | | | | | |
| Mackay Men | | | | 860.1 | 1000.0 | 15 | 12901 | 947 | 773 | 6 | 791 | 908 | 855 | 878 | 773 | 873 | 858 | 947 | 874 | 908 | 849 | 817 | 791 | 911 | 868 | 262 | 297 | 225 | | 11 | | | | | | |
| <i>Total Points</i> | | | | | | | | | | | 4 | 2 | 4 | 8 | 2 | 4 | 2 | 4 | 8 | 8 | 5 | 2 | 4 | 4 | 4 | 65 | <i>Overall Points</i> | | | | | | | | | |

| Mackay Scratch Women | | | | | | | | | | | | | | | | | | | | | | | | | | | | | | | | | | | | |
|----------------------|---|---|---|--------------|--------------|-----------|--------------|------------|------------|-----------|------------|------------|------------|------------|------------|------------|------------|------------|------------|------------|------------|------------|------------|------------|------------|------------|-----------------------|------------|------|-----------|---|--|--|--|--|--|
| N | A | M | E | Average | Ent | Gms | Pinfall | High | Low | Pts | G1 | G2 | G3 | G4 | G5 | G6 | G7 | G8 | G9 | G10 | G11 | G12 | G13 | G14 | G15 | X's | /s | O's | +/- | 200s | | | | | | |
| Tiffany Holt | | | | 170.3 | 200 | 15 | 2555 | 223 | 130 | 18 | 130 | 137 | 192 | 159 | 173 | 156 | 175 | 192 | 177 | 223 | 160 | 155 | 177 | 194 | 155 | 50 | 62 | 44 | -445 | 1 | | | | | | |
| Rebecca Ogilvie | | | | 162.1 | 200 | 9 | 1459 | 209 | 133 | 12 | 167 | 164 | 209 | 133 | 164 | 175 | 164 | 144 | 139 | | | | | | | | 28 | 34 | 31 | -341 | 1 | | | | | |
| Lauren Proctor | | | | 179.6 | 200 | 15 | 2694 | 225 | 133 | 20 | 187 | 186 | 188 | 178 | 163 | 215 | 133 | 178 | 166 | 213 | 147 | 225 | 149 | 186 | 180 | 58 | 62 | 39 | -306 | 3 | | | | | | |
| Trish Millers | | | | 165.5 | 166 | 15 | 2483 | 219 | 129 | 18 | 148 | 181 | 172 | 154 | 152 | 162 | 147 | 160 | 129 | 168 | 203 | 219 | 160 | 170 | 158 | 40 | 65 | 48 | -517 | 2 | | | | | | |
| Nola Findlay | | | | 173.5 | 200 | 15 | 2602 | 234 | 130 | 16 | 140 | 202 | 167 | 156 | 143 | 195 | 158 | 234 | 221 | 178 | 132 | 205 | 130 | 189 | 152 | 53 | 58 | 40 | -398 | 4 | | | | | | |
| Phyllis Bowdler | | | | 178.5 | 150 | 6 | 1071 | 213 | 140 | 10 | | | | | | | | | | 190 | 140 | 158 | 191 | 179 | 213 | 23 | 26 | 14 | -129 | 1 | | | | | | |
| Marilyn Thompson | | | | 0.0 | 145 | 0 | 0 | 0 | 0 | 0 | | | | | | | | | | | | | | | | 0 | 0 | 0 | 0 | 0 | | | | | | |
| Mackay Women | | | | 853.7 | 900.7 | 15 | 12864 | 972 | 772 | 24 | 772 | 870 | 928 | 780 | 795 | 903 | 777 | 908 | 832 | 972 | 782 | 962 | 807 | 918 | 858 | 252 | 307 | 216 | | 12 | | | | | | |
| <i>Total Points</i> | | | | | | | | | | | 12 | 12 | 8 | 4 | 6 | 14 | 12 | 10 | 10 | 14 | 2 | 12 | 10 | 8 | 8 | 142 | <i>Overall Points</i> | | | | | | | | | |

2014 Intercity Shield - Mt Isa

Mount Isa

| Mount Isa Handicap Men | | | | | | | | | | | | | | | | | | | | | | | | | | | | |
|-------------------------------|--------------|--------------|-----------|--------------|-------------|------------|----------|------------|-------------|------------|-------------|------------|------------|-------------|------------|------------|------------|-------------|------------|-------------|------------|-------------|-----|-----------------------|-----|--------------|----------|---|
| N A M E | Average | Entering | Gms | Pinfall | High | Low | Pts | G1 | G2 | G3 | G4 | G5 | G6 | G7 | G8 | G9 | G10 | G11 | G12 | G13 | G14 | G15 | X's | /s | O's | +/- | 200s | |
| Robin Smith | 152.5 | 167 | 10 | 1525 | 190 | 114 | 6 | | | 179 | 163 | 138 | | 183 | 114 | | 177 | 131 | 134 | | 116 | 190 | 18 | 47 | 37 | -475 | 0 | |
| | 185.5 | | | 1855 | 223 | 147 | | | | 212 | 196 | 171 | | 216 | 147 | | 210 | 164 | 167 | | 149 | 223 | | | | | | |
| Peter Daley | 147.3 | 153 | 10 | 1473 | 230 | 120 | 4 | 120 | 145 | | 188 | 133 | 136 | 125 | | 130 | 122 | | 144 | 230 | | | 32 | 26 | 50 | -527 | 1 | |
| | 194.3 | | | 1666 | 277 | 167 | | 167 | 192 | | 235 | 180 | 183 | 172 | | 177 | 169 | | 191 | 277 | | | | | | | | |
| Leslie Smith | 160.0 | 145 | 11 | 1760 | 218 | 126 | 16 | 126 | 218 | 130 | 167 | | 157 | 162 | | 194 | 137 | | 156 | 158 | | 155 | 45 | 24 | 47 | -440 | 1 | |
| | 215.0 | | | 1942 | 273 | 181 | | 181 | 273 | 185 | 222 | | 212 | 217 | | 249 | 192 | | 211 | 213 | | 210 | | | | | | |
| Patrick Daley | 164.8 | 177 | 11 | 1813 | 222 | 124 | 11 | 190 | | 149 | 190 | 138 | 145 | | 157 | 124 | | 222 | | 173 | 151 | 174 | 40 | 37 | 38 | -387 | 1 | |
| | 187.8 | | | 1499 | 245 | 147 | | 213 | | 172 | 213 | 161 | 168 | | 180 | 147 | | 245 | | 196 | 174 | 197 | | | | | | |
| Lucian Brown | 152.5 | 169 | 11 | 1677 | 201 | 115 | 10 | 149 | 122 | | 133 | 115 | 148 | | 171 | 148 | | 145 | 146 | 199 | 201 | | 35 | 34 | 47 | -523 | 1 | |
| | 183.5 | | | 1556 | 232 | 146 | | 180 | 153 | | 164 | 146 | 179 | | 202 | 179 | | 176 | 177 | 230 | 232 | | | | | | | |
| Peter Dries | 157.7 | 174 | 11 | 1735 | 189 | 134 | 12 | | 167 | 134 | | | 153 | 152 | 143 | | 140 | 189 | 179 | 153 | 169 | 156 | 36 | 33 | 43 | -465 | 0 | |
| | 183.7 | | | 1465 | 215 | 160 | | | 193 | 160 | | | 179 | 178 | 169 | | 166 | 215 | 205 | 179 | 195 | 182 | | | | | | |
| Jay Gardner | 160.9 | 161 | 11 | 1770 | 199 | 89 | 20 | 161 | 156 | 154 | | 156 | | 199 | 136 | 188 | 184 | 183 | | | | 89 | 164 | 45 | 33 | 39 | -430 | 0 |
| | 199.9 | | | 1868 | 238 | 175 | | 200 | 195 | 193 | | 195 | | 238 | 175 | 227 | 223 | 222 | | | | 128 | 203 | | | | | |
| Mount Isa Handicap Men | 950.6 | 818.6 | 92 | 11479 | 1030 | 853 | 8 | 941 | 1006 | 922 | 1030 | 853 | 921 | 1021 | 873 | 979 | 960 | 1022 | 951 | 1095 | 878 | 1015 | | | | -3247 | 4 | |
| <i>Total Points</i> | | | | | | | | 10 | 4 | 4 | 12 | 7 | 8 | 6 | 10 | 4 | 4 | 10 | 4 | 12 | 10 | 6 | 111 | <i>Overall Points</i> | | | | |

| Mount Isa Handicap Women | | | | | | | | | | | | | | | | | | | | | | | | | | | | |
|---------------------------------|------------|--------------|------------|--------------|-------------|------------|----------|------------|------------|------------|------------|-------------|------------|-------------|-------------|------------|------------|------------|-------------|------------|-------------|-------------|-----|-----------------------|-----|--------------|----------|--|
| N A M E | Average | Entering | Gms | Pinfall | High | Low | Pts | G1 | G2 | G3 | G4 | G5 | G6 | G7 | G8 | G9 | G10 | G11 | G12 | G13 | G14 | G15 | X's | /s | O's | +/- | 200s | |
| Debbie John | 125.9 | 95 | 10 | 1259 | 170 | 97 | 4 | 139 | 101 | 141 | | 139 | 109 | | 126 | 116 | | 97 | | 121 | | 170 | 18 | 32 | 54 | -741 | 0 | |
| | 174.9 | | | 1749 | 219 | 146 | | 188 | 150 | 190 | | 188 | 158 | | 175 | 165 | | 146 | | 170 | | 219 | | | | | | |
| Rose Pirihi | 131.6 | 94 | 14 | 1842 | 166 | 100 | 16 | 107 | 131 | 144 | 114 | 130 | | 124 | 150 | 100 | 107 | 128 | 148 | 166 | 155 | 138 | 27 | 40 | 79 | -958 | 0 | |
| | 207.6 | | | 2219 | 242 | 176 | | 183 | 207 | 220 | 190 | 206 | | 200 | 226 | 176 | 183 | 204 | 224 | 242 | 231 | 214 | | | | | | |
| Helen Dries | 116.8 | 116 | 13 | 1518 | 144 | 89 | 18 | 98 | | 144 | 126 | 114 | 124 | 89 | 133 | 102 | 100 | 121 | 130 | | 107 | 130 | 12 | 36 | 82 | -1082 | 0 | |
| | 212.8 | | | 2337 | 240 | 185 | | 194 | | 240 | 222 | 210 | 220 | 185 | 229 | 198 | 196 | 217 | 226 | | 203 | 226 | | | | | | |
| Lucie Sanderson | 145.8 | 143 | 13 | 1896 | 169 | 97 | 8 | 135 | 169 | 97 | 163 | | 160 | 139 | 154 | | 149 | 161 | 143 | 157 | 148 | 121 | 18 | 61 | 52 | -704 | 0 | |
| | 193.8 | | | 1950 | 217 | 145 | | 183 | 217 | 145 | 211 | | 208 | 187 | 202 | | 197 | 209 | 191 | 205 | 196 | 169 | | | | | | |
| Danielle Redfern | 148.6 | 143 | 13 | 1932 | 194 | 122 | 11 | | 161 | 139 | 138 | 177 | 150 | 194 | 122 | 131 | 131 | | 157 | 132 | 161 | 139 | 34 | 49 | 51 | -668 | 0 | |
| | 210.6 | | | 2120 | 256 | 184 | | | 223 | 201 | 200 | 239 | 212 | 256 | 184 | 193 | 193 | | 219 | 194 | 223 | 201 | | | | | | |
| Crissy Kyte | 124.3 | 129 | 12 | 1491 | 148 | 102 | 10 | 148 | 115 | | 102 | 135 | 127 | 134 | | 128 | 131 | 107 | 129 | 119 | 116 | | 17 | 37 | 68 | -909 | 0 | |
| | 184.3 | | | 1856 | 208 | 162 | | 208 | 175 | | 162 | 195 | 187 | 194 | | 188 | 191 | 167 | 189 | 179 | 176 | | | | | | | |
| (vacant) | 0.0 | 0 | 0 | 0 | 0 | 0 | 0 | | | | | | | | | | | | | | | | 0 | 0 | 0 | 0 | 0 | |
| | 0 | | | 0 | 0 | 0 | | | | | | | | | | | | | | | | | | | | | | |
| Mount Isa Handicap Women | 985 | 514.3 | 100 | 11842 | 1049 | 920 | 5 | 956 | 972 | 996 | 985 | 1038 | 985 | 1022 | 1016 | 920 | 960 | 943 | 1049 | 990 | 1029 | 1029 | | | | -5062 | 0 | |
| <i>Total Points</i> | | | | | | | | 2 | 6 | 2 | 5 | 12 | 4 | 6 | 10 | 0 | 8 | 6 | 6 | 4 | 10 | 6 | 87 | <i>Overall Points</i> | | | | |

2014 Intercity Shield - Mt Isa

Mount Isa

| Mount Isa Scratch Men | | | | | | | | | | | | | | | | | | | | | | | | | | | | |
|-----------------------|--------------|--------------|-----------|--------------|------------|------------|-----------|------------|------------|------------|------------|------------|------------|------------|------------|------------|------------|------------|------------|------------|------------|------------|------------|-----------------------|------------|------|-----------|--|
| N A M E | Average | Entering | Gms | Pinfall | High | Low | Pts | G1 | G2 | G3 | G4 | G5 | G6 | G7 | G8 | G9 | G10 | G11 | G12 | G13 | G14 | G15 | X's | /s | O's | +/- | 200s | |
| John Price | 193.0 | 210 | 15 | 2895 | 245 | 149 | 20 | 160 | 223 | 168 | 167 | 176 | 149 | 191 | 172 | 173 | 245 | 236 | 226 | 182 | 226 | 201 | 81 | 42 | 36 | -105 | 6 | |
| Luke O'Meara | 207.6 | 181 | 14 | 2906 | 278 | 175 | 22 | 231 | 185 | 188 | | 190 | 200 | 249 | 222 | 175 | 199 | 278 | 178 | 200 | 178 | 233 | 87 | 39 | 28 | 106 | 7 | |
| Barry Rodgers | 186.2 | 204 | 15 | 2793 | 258 | 150 | 16 | 158 | 202 | 221 | 188 | 165 | 226 | 191 | 179 | 150 | 153 | 150 | 201 | 258 | 201 | 150 | 69 | 54 | 32 | -207 | 6 | |
| Daniel Copeland | 135.7 | 164 | 10 | 1357 | 175 | 108 | 2 | 138 | 123 | 108 | 175 | 115 | | | 153 | 141 | 141 | 122 | 141 | | | 24 | 30 | 52 | -643 | 0 | | |
| Yannick Kerjean | 176.5 | 189 | 15 | 2648 | 256 | 138 | 9 | 139 | 256 | 180 | 144 | 221 | 164 | 223 | 170 | 167 | 161 | 178 | 138 | 153 | 138 | 216 | 69 | 37 | 51 | -352 | 4 | |
| (vacant) | 0.0 | 200 | 0 | 0 | 0 | 0 | 0 | | | | | | | | | | | | | | | 0 | 0 | 0 | 0 | 0 | 0 | |
| (vacant) | 0.0 | 200 | 0 | 0 | 0 | 0 | 0 | | | | | | | | | | | | | | | 0 | 0 | 0 | 0 | 0 | 0 | |
| Mount Isa Men | 839.9 | 962.9 | 15 | 12599 | 989 | 674 | 18 | 826 | 989 | 865 | 674 | 867 | 739 | 854 | 896 | 806 | 899 | 964 | 884 | 793 | 743 | 800 | 330 | 202 | 199 | | 23 | |
| <i>Total Points</i> | | | | | | | | 10 | 12 | 4 | 8 | 10 | 10 | 10 | 2 | 3 | 8 | 10 | 4 | 2 | 4 | 8 | 105 | <i>Overall Points</i> | | | | |

| Mount Isa Scratch Women | | | | | | | | | | | | | | | | | | | | | | | | | | | | |
|-------------------------|--------------|--------------|-----------|--------------|------------|------------|----------|------------|------------|------------|------------|------------|------------|------------|------------|------------|------------|------------|------------|------------|------------|------------|------------|-----------------------|------------|-------|----------|--|
| N A M E | Average | Entering | Gms | Pinfall | High | Low | Pts | G1 | G2 | G3 | G4 | G5 | G6 | G7 | G8 | G9 | G10 | G11 | G12 | G13 | G14 | G15 | X's | /s | O's | +/- | 200s | |
| Tere Bexfield | 140.8 | 156 | 10 | 1408 | 169 | 119 | 6 | 126 | | 145 | 164 | 132 | 169 | 131 | | | | 145 | 127 | 150 | 119 | | 13 | 43 | 44 | -592 | 0 | |
| Sheree Bailey | 157.3 | 164 | 14 | 2202 | 192 | 125 | 10 | 166 | 125 | | 138 | 172 | 132 | 172 | 171 | 190 | 157 | 192 | 138 | 137 | 154 | 158 | 36 | 61 | 48 | -598 | 0 | |
| Kim Rodgers | 139.9 | 148 | 10 | 1399 | 162 | 118 | 5 | | 119 | 140 | | 153 | 145 | 150 | 145 | 162 | 132 | | | 135 | 118 | 19 | 40 | 44 | -601 | 0 | | |
| Ereka Bexfield | 151.9 | 151 | 13 | 1975 | 182 | 133 | 6 | 156 | 142 | 141 | 137 | 147 | 135 | | 165 | 164 | 133 | 182 | 145 | 168 | | 160 | 40 | 39 | 59 | -625 | 0 | |
| Chantel Allen | 161.6 | 160 | 14 | 2263 | 209 | 113 | 16 | 144 | 150 | 158 | 161 | 113 | | 155 | 209 | 172 | 168 | 184 | 165 | 199 | 142 | 143 | 47 | 48 | 55 | -537 | 1 | |
| Stacey Gough | 125.0 | 150 | 14 | 1750 | 168 | 95 | 10 | 95 | 150 | 152 | 108 | | 106 | 168 | 115 | 130 | 115 | 122 | 98 | 142 | 129 | 120 | 27 | 41 | 72 | -1050 | 0 | |
| (vacant) | 0.0 | 200 | 0 | 0 | 0 | 0 | 0 | | | | | | | | | | | | | | | 0 | 0 | 0 | 0 | 0 | 0 | |
| Mount Isa Women | 732.5 | 806.4 | 15 | 10997 | 825 | 673 | 6 | 687 | 686 | 736 | 708 | 717 | 687 | 776 | 805 | 818 | 705 | 825 | 673 | 796 | 679 | 699 | 182 | 272 | 322 | | 1 | |
| <i>Total Points</i> | | | | | | | | 2 | 2 | 4 | 4 | 3 | 0 | 4 | 4 | 12 | 8 | 12 | 2 | 6 | 0 | 2 | 65 | <i>Overall Points</i> | | | | |

HANDICAP WOMEN AVERAGES

| NAME | | Average | Entering | Gms | Pinfall | High | Low | Pts | G1 | G2 | G3 | G4 | G5 | G6 | G7 | G8 | G9 | G10 | G11 | G12 | G13 | G14 | G15 | X's | /s | O's | +/- | 200s |
|------|-----------------------------|---------|----------|-----|---------|------|-----|-----|-----|-----|-----|-----|-----|-----|-----|-----|-----|-----|-----|-----|-----|-----|-----|-----|----|------|-------|------|
| 1. | Rebecca Coletti Mackay | 220.1 | 129 | 14 | 2433 | 259 | 189 | 22 | 214 | 245 | 257 | 220 | 196 | 189 | 194 | 224 | 209 | 226 | 259 | 228 | 227 | 194 | 34 | 53 | 58 | -712 | 0 | |
| 2. | Melissa Ashford Innisfail | 215.5 | 117 | 15 | 2619 | 252 | 185 | 20 | 187 | 211 | 209 | 208 | 218 | 202 | 234 | 243 | 249 | 252 | 221 | 185 | 198 | 227 | 189 | 29 | 45 | 82 | -1012 | 0 |
| 3. | Jehsieka Bunyan Burdekin | 216.9 | 125 | 15 | 2635 | 277 | 190 | 26 | 221 | 218 | 195 | 233 | 244 | 222 | 228 | 195 | 191 | 221 | 190 | 277 | 210 | 204 | 205 | 40 | 43 | 73 | -871 | 1 |
| 4. | Debby Hobbs Innisfail | 216.6 | 140 | 8 | 1082 | 244 | 192 | 10 | | 209 | 192 | 205 | | | | | | 244 | 232 | 219 | 223 | 209 | 24 | 33 | 28 | -347 | 0 | |
| 5. | Helen Dries Mount Isa | 212.8 | 116 | 13 | 2337 | 240 | 185 | 18 | 194 | | 240 | 222 | 210 | 220 | 185 | 229 | 198 | 196 | 217 | 226 | | 203 | 226 | 12 | 36 | 82 | -1082 | 0 |
| 6. | Giovanna Starkey Innisfail | 212.0 | 124 | 15 | 2503 | 242 | 173 | 16 | 200 | 228 | 213 | 173 | 234 | 209 | 216 | 222 | 221 | 209 | 200 | 178 | 210 | 225 | 242 | 28 | 51 | 73 | -960 | 0 |
| 7. | Danielle Redfern Mount Isa | 210.6 | 143 | 13 | 2120 | 256 | 184 | 11 | | 223 | 201 | 200 | 239 | 212 | 256 | 184 | 193 | 193 | | 219 | 194 | 223 | 201 | 34 | 49 | 51 | -668 | 0 |
| 8. | Rose Carney Burdekin | 210.0 | 101 | 15 | 2534 | 229 | 195 | 18 | 213 | 226 | 229 | 198 | 201 | 228 | 195 | 209 | 204 | 201 | 212 | 218 | 209 | 216 | 191 | 18 | 29 | 103 | -1335 | 0 |
| 9. | Nikki Field Cairns | 208.2 | 150 | 14 | 2329 | 238 | 176 | 20 | 197 | 238 | 221 | 221 | | 210 | 219 | 234 | 176 | 210 | 192 | 211 | 204 | 200 | 182 | 33 | 67 | 46 | -585 | 0 |
| 10. | Rose Pirihi Mount Isa | 207.6 | 94 | 14 | 2219 | 242 | 176 | 16 | 183 | 207 | 220 | 190 | 206 | | 200 | 226 | 176 | 183 | 204 | 224 | 242 | 231 | 214 | 27 | 40 | 79 | -958 | 0 |
| 11. | Loretta Minutello Innisfail | 207.1 | 119 | 15 | 3107 | 239 | 179 | 19 | 205 | 190 | 200 | 223 | 218 | 195 | 239 | 179 | 215 | 214 | 191 | 221 | 204 | 209 | 204 | 11 | 24 | 37 | -1108 | 0 |
| 12. | Jenelle Gregory Cairns | 206.8 | 126 | 14 | 2297 | 235 | 183 | 18 | 208 | 183 | | 197 | 210 | 218 | 191 | 235 | 211 | 199 | 213 | 232 | 216 | 174 | 208 | 25 | 42 | 77 | -941 | 0 |
| 13. | Trish Shinn Innisfail | 205.9 | 111 | 15 | 2459 | 230 | 183 | 16 | 215 | 208 | 197 | 209 | 183 | 188 | 209 | 194 | 199 | 219 | 230 | 208 | 210 | 207 | 213 | 15 | 41 | 96 | -1246 | 0 |
| 14. | Casie Meikle Mackay | 204.2 | 161 | 13 | 2101 | 248 | 164 | 14 | 237 | 199 | 232 | 179 | | | 164 | 237 | 248 | 216 | 183 | 206 | 182 | 187 | 184 | 36 | 55 | 42 | -453 | 1 |
| 15. | Maryanne Ziliotho Burdekin | 203.2 | 136 | 15 | 2451 | 266 | 164 | 18 | 202 | 197 | 202 | 203 | 203 | 266 | 219 | 213 | 223 | 164 | 189 | 170 | 181 | 184 | 232 | 18 | 28 | 35 | -912 | 1 |
| 16. | Phyllis Bowdler Mackay | 203.1 | 150 | 10 | 2031 | 226 | 181 | 10 | 207 | 181 | 217 | 217 | 210 | 226 | 201 | | | 183 | 196 | 193 | | | | 21 | 49 | 33 | -469 | 0 |
| 17. | Kayla DaPra Burdekin | 197.3 | 133 | 15 | 2414 | 261 | 160 | 12 | 202 | 192 | 207 | 219 | 201 | 261 | 191 | 170 | 160 | 211 | 202 | 198 | 176 | 182 | 187 | 29 | 42 | 82 | -1046 | 0 |
| 18. | Barbara Mc Donald Burdekin | 193.9 | 100 | 15 | 2272 | 236 | 170 | 10 | 170 | 185 | 214 | 206 | 172 | 181 | 197 | 178 | 181 | 191 | 183 | 214 | 236 | 193 | 208 | 5 | 9 | 67 | -1591 | 0 |
| 19. | Lucie Sanderson Mount Isa | 193.8 | 143 | 13 | 1950 | 217 | 145 | 8 | 183 | 217 | 145 | 211 | | 208 | 187 | 202 | | 197 | 209 | 191 | 205 | 196 | 169 | 18 | 61 | 52 | -704 | 0 |
| 20. | Marilyn Thompson Mackay | 192.7 | 145 | 14 | 2114 | 212 | 164 | 10 | 211 | 168 | 212 | 179 | 192 | 195 | 192 | 164 | 204 | 207 | | 190 | 204 | 189 | 191 | 24 | 52 | 69 | -872 | 0 |
| 21. | Kim Lemin Cairns | 191.8 | 134 | 13 | 1909 | 218 | 161 | 8 | 195 | 218 | 180 | 210 | 203 | 194 | 180 | | 187 | 161 | 181 | | 195 | 190 | 199 | 22 | 36 | 75 | -965 | 0 |
| 22. | Betty Pacher Cairns | 189.8 | 152 | 13 | 2467 | 229 | 162 | 14 | 162 | 181 | | | 180 | 183 | 195 | 229 | 181 | 199 | 192 | 186 | 197 | 206 | 176 | 19 | 50 | 63 | -757 | 0 |
| 23. | Sharmayne Fisher Cairns | 185.5 | 131 | 13 | 1860 | 232 | 164 | 6 | 199 | 232 | 196 | | 182 | 174 | 180 | 167 | 175 | 164 | | 191 | 188 | 171 | 193 | 23 | 34 | 82 | -1085 | 0 |
| 24. | Dianne Reeves Mackay | 184.3 | 140 | 13 | 1818 | 217 | 155 | 2 | | | 166 | 166 | 197 | 210 | 183 | 168 | 190 | 155 | 198 | 185 | 167 | 217 | 194 | 12 | 42 | 75 | -984 | 0 |
| 25. | Crissy Kyte Mount Isa | 184.3 | 129 | 12 | 1856 | 208 | 162 | 10 | 208 | 175 | | 162 | 195 | 187 | 194 | | 188 | 191 | 167 | 189 | 179 | 176 | | 17 | 37 | 68 | -909 | 0 |
| 26. | Sheree Rookwood Cairns | 184.0 | 145 | 2 | 368 | 209 | 159 | 0 | | | 209 | 159 | | | | | | | | | | | | 1 | 8 | 9 | -142 | 0 |
| 27. | Mandy Starkey Innisfail | 183.6 | 158 | 7 | 1285 | 227 | 132 | 2 | 132 | | | | 193 | 170 | 227 | 199 | 170 | 194 | | | | | | 13 | 29 | 28 | -409 | 0 |
| 28. | Leanne Frahm Mackay | 175.5 | 153 | 11 | 1930 | 208 | 150 | 4 | 151 | 172 | | | 190 | 183 | 197 | 181 | 171 | | 150 | | 182 | 145 | 208 | 17 | 32 | 64 | -787 | 0 |
| 29. | Debbie John Mount Isa | 174.9 | 95 | 10 | 1749 | 219 | 146 | 4 | 188 | 150 | 190 | | 188 | 158 | | 175 | 165 | | 146 | | 170 | | 219 | 18 | 32 | 54 | -741 | 0 |
| 30. | Kristan Lum Cairns | 184.8 | 154 | 4 | 739 | 220 | 169 | 0 | | | 169 | 173 | 177 | | | 220 | | | | | | | | 10 | 12 | 20 | -245 | 0 |
| 31. | Liz Fabian-Czmok Innisfail | 0.0 | 150 | 0 | 0 | 0 | 0 | 0 | | | | | | | | | | | | | | | | 0 | 0 | 0 | 0 | 0 |
| 32. | Toni Reese Burdekin | 0.0 | 178 | 0 | 0 | 0 | 0 | 0 | | | | | | | | | | | | | | | | 0 | 0 | 0 | 0 | 0 |
| 33. | Emily Bilston Burdekin | 0.0 | 165 | 0 | 0 | 0 | 0 | 0 | | | | | | | | | | | | | | | | 0 | 0 | 0 | 0 | 0 |
| 34. | (vacant) Mount Isa | 0.0 | 0 | 0 | 0 | 0 | 0 | 0 | | | | | | | | | | | | | | | | 0 | 0 | 0 | 0 | 0 |
| 35. | Trish Millers Mackay | 0.0 | 166 | 0 | 0 | 0 | 0 | 0 | | | | | | | | | | | | | | | | 0 | 0 | 0 | 0 | 0 |
| 36. | Kirwan | 0.0 | | 0 | 0 | 0 | 0 | 0 | | | | | | | | | | | | | | | | 0 | 0 | 0 | 0 | 0 |
| 37. | Kirwan | 0.0 | | 0 | 0 | 0 | 0 | 0 | | | | | | | | | | | | | | | | 0 | 0 | 0 | 0 | 0 |
| 38. | Kirwan | 0.0 | | 0 | 0 | 0 | 0 | 0 | | | | | | | | | | | | | | | | 0 | 0 | 0 | 0 | 0 |
| 39. | Kirwan | 0.0 | | 0 | 0 | 0 | 0 | 0 | | | | | | | | | | | | | | | | 0 | 0 | 0 | 0 | 0 |
| 40. | Kirwan | 0.0 | | 0 | 0 | 0 | 0 | 0 | | | | | | | | | | | | | | | | 0 | 0 | 0 | 0 | 0 |
| 41. | Kirwan | 0.0 | | 0 | 0 | 0 | 0 | 0 | | | | | | | | | | | | | | | | 0 | 0 | 0 | 0 | 0 |

SCRATCH WOMEN AVERAGES

| NAME | | Average | Entering | Gms | Pinfall | High | Low | Pts | G1 | G2 | G3 | G4 | G5 | G6 | G7 | G8 | G9 | G10 | G11 | G12 | G13 | G14 | G15 | X's | /s | O's | +/- | 200s | | |
|------|----------------------|-----------|----------|-----|---------|------|-----|-----|----|-----|-----|-----|-----|-----|-----|-----|-----|-----|-----|-----|-----|-----|-----|-----|----|-----|------|-------|---|--|
| 1. | Krisztina Orosz | Cairns | 186.1 | 181 | 15 | 2792 | 224 | 149 | 20 | 149 | 177 | 222 | 163 | 177 | 224 | 197 | 202 | 189 | 193 | 204 | 172 | 157 | 188 | 178 | 57 | 71 | 28 | -208 | 4 | |
| 2. | Toni Reese | Burdekin | 183.8 | 178 | 15 | 2757 | 219 | 149 | 19 | 205 | 190 | 206 | 176 | 214 | 160 | 149 | 195 | 159 | 205 | 219 | 184 | 178 | 156 | 161 | 66 | 58 | 38 | -243 | 5 | |
| 3. | Lauren Proctor | Mackay | 179.6 | 200 | 15 | 2694 | 225 | 133 | 20 | 187 | 186 | 188 | 178 | 163 | 215 | 133 | 178 | 166 | 213 | 147 | 225 | 149 | 186 | 180 | 58 | 62 | 39 | -306 | 3 | |
| 4. | Phyllis Bowdler | Mackay | 178.5 | 150 | 6 | 1071 | 213 | 140 | 10 | | | | | | | | | 190 | 140 | 158 | 191 | 179 | 213 | 23 | 26 | 14 | -129 | 1 | | |
| 5. | Jessica Starkey | Innisfail | 177.4 | 164 | 15 | 2661 | 215 | 128 | 20 | 128 | 158 | 176 | 215 | 202 | 158 | 212 | 157 | 132 | 190 | 164 | 169 | 176 | 212 | 212 | 57 | 52 | 48 | -339 | 5 | |
| 6. | Emily Bilston | Burdekin | 175.9 | 165 | 15 | 2639 | 232 | 132 | 18 | 187 | 135 | 132 | 180 | 194 | 202 | 158 | 174 | 175 | 201 | 178 | 162 | 193 | 232 | 136 | 59 | 60 | 39 | -361 | 3 | |
| 7. | Nola Findlay | Mackay | 173.5 | 200 | 15 | 2602 | 234 | 130 | 16 | 140 | 202 | 167 | 156 | 143 | 195 | 158 | 234 | 221 | 178 | 132 | 205 | 130 | 189 | 152 | 53 | 58 | 40 | -398 | 4 | |
| 8. | Sarah Ghensi | Cairns | 173.3 | 195 | 15 | 2599 | 216 | 142 | 22 | 184 | 142 | 180 | 152 | 172 | 155 | 181 | 164 | 188 | 164 | 216 | 180 | 167 | 155 | 199 | 49 | 74 | 36 | -401 | 1 | |
| 9. | Tiffany Holt | Mackay | 170.3 | 200 | 15 | 2555 | 223 | 130 | 18 | 130 | 137 | 192 | 159 | 173 | 156 | 175 | 192 | 177 | 223 | 160 | 155 | 177 | 194 | 155 | 50 | 62 | 44 | -445 | 1 | |
| 10. | Trish Millers | Mackay | 165.5 | 166 | 15 | 2483 | 219 | 129 | 18 | 148 | 181 | 172 | 154 | 152 | 162 | 147 | 160 | 129 | 168 | 203 | 219 | 160 | 170 | 158 | 40 | 65 | 48 | -517 | 2 | |
| 11. | Liz Fabian-Czmok | Innisfail | 165.4 | 154 | 14 | 2316 | 202 | 102 | 20 | 162 | 156 | 171 | 196 | | 184 | 202 | 168 | 142 | 144 | 174 | 102 | 162 | 194 | 159 | 45 | 49 | 46 | -484 | 1 | |
| 12. | Nikki Field | Cairns | 165.3 | 150 | 11 | 1818 | 188 | 113 | 12 | | 151 | 184 | 158 | | | 158 | 184 | 171 | 188 | 172 | 113 | | 154 | 185 | 33 | 52 | 32 | -382 | 0 | |
| 13. | Marian Wieland | Innisfail | 162.2 | 185 | 12 | 1946 | 193 | 139 | 10 | 179 | 146 | 159 | 170 | 193 | 153 | | 152 | | 168 | 148 | | 163 | 176 | 139 | 34 | 49 | 35 | -454 | 0 | |
| 14. | Rebecca Ogilvie | Mackay | 162.1 | 200 | 9 | 1459 | 209 | 133 | 12 | 167 | 164 | 209 | 133 | 164 | 175 | 164 | 144 | 139 | | | | | | | 28 | 34 | 31 | -341 | 1 | |
| 15. | Chantel Allen | Mount Isa | 161.6 | 160 | 14 | 2263 | 209 | 113 | 16 | 144 | 150 | 158 | 161 | 113 | | 155 | 209 | 172 | 168 | 184 | 165 | 199 | 142 | 143 | 47 | 48 | 55 | -537 | 1 | |
| 16. | Janelle Hamilton | Burdekin | 157.8 | 156 | 15 | 2367 | 190 | 124 | 10 | 190 | 156 | 159 | 124 | 164 | 157 | 173 | 167 | 149 | 159 | 150 | 144 | 183 | 140 | 152 | 30 | 76 | 49 | -633 | 0 | |
| 17. | Sheree Bailey | Mount Isa | 157.3 | 164 | 14 | 2202 | 192 | 125 | 10 | 166 | 125 | | 138 | 172 | 132 | 172 | 171 | 190 | 157 | 192 | 138 | 137 | 154 | 158 | 36 | 61 | 48 | -598 | 0 | |
| 18. | Kristan Lum | Cairns | 155.9 | 154 | 14 | 2182 | 195 | 97 | 14 | 141 | 145 | 177 | 176 | 151 | 171 | 139 | 178 | 97 | | 167 | 124 | 195 | 170 | 151 | 36 | 56 | 53 | -618 | 0 | |
| 19. | Janet Bradley-Ryalls | Innisfail | 154.1 | 176 | 10 | 1541 | 184 | 111 | 12 | 127 | | | | 169 | | 111 | | 135 | 179 | 184 | 151 | 157 | 182 | 146 | 2 | 3 | 7 | -459 | 0 | |
| 20. | Ereka Bexfield | Mount Isa | 151.9 | 151 | 13 | 1975 | 182 | 133 | 6 | 156 | 142 | 141 | 137 | 147 | 135 | | 165 | 164 | 133 | 182 | 145 | 168 | | 160 | 40 | 39 | 59 | -625 | 0 | |
| 21. | Debby Hobbs | Innisfail | 151.4 | 142 | 12 | 1817 | 200 | 115 | 6 | | 182 | 136 | 133 | 200 | 159 | 157 | 118 | 168 | 154 | | 148 | 147 | 115 | | 26 | 47 | 49 | -583 | 1 | |
| 22. | Gail Porter | Burdekin | 149.9 | 162 | 15 | 2248 | 204 | 108 | 12 | 165 | 153 | 139 | 144 | 108 | 204 | 124 | 161 | 167 | 156 | 156 | 161 | 123 | 142 | 145 | 44 | 45 | 66 | -752 | 1 | |
| 23. | Sherie Rookwood | Cairns | 147.7 | 145 | 14 | 2068 | 194 | 110 | 13 | 134 | 134 | 148 | 128 | 153 | 156 | 194 | 158 | | 165 | 169 | 133 | 110 | 164 | 122 | 29 | 56 | 57 | -732 | 0 | |
| 24. | Mandy Starkey | Innisfail | 144.3 | 168 | 12 | 1732 | 176 | 122 | 12 | 136 | 137 | 137 | 127 | 176 | 169 | 165 | 129 | 149 | | 127 | 122 | | | 158 | 29 | 39 | 53 | -668 | 0 | |
| 25. | Tere Bexfield | Mount Isa | 140.8 | 156 | 10 | 1408 | 169 | 119 | 6 | 126 | | 145 | 164 | 132 | 169 | 131 | | | 145 | 127 | 150 | 119 | | | 13 | 43 | 44 | -592 | 0 | |
| 26. | Kim Rodgers | Mount Isa | 139.9 | 148 | 10 | 1399 | 162 | 118 | 5 | | 119 | 140 | | 153 | 145 | 150 | 145 | 162 | 132 | | | | 135 | 118 | 19 | 40 | 44 | -601 | 0 | |
| 27. | Amanda Galeano | Burdekin | 137.7 | 129 | 15 | 2066 | 161 | 112 | 6 | 113 | 137 | 161 | 157 | 145 | 148 | 121 | 158 | 136 | 112 | 128 | 130 | 126 | 150 | 144 | 22 | 63 | 72 | -934 | 0 | |
| 28. | Stacey Gough | Mount Isa | 125.0 | 150 | 14 | 1750 | 168 | 95 | 10 | 95 | 150 | 152 | 108 | | 106 | 168 | 115 | 130 | 115 | 122 | 98 | 142 | 129 | 120 | 27 | 41 | 72 | -1050 | 0 | |
| 29. | Bev Tipper | Cairns | 123.3 | 164 | 6 | 740 | 144 | 103 | 0 | 103 | | | | 144 | 126 | | | 119 | 113 | | | 135 | | | 7 | 21 | 32 | -460 | 0 | |
| 30. | Giovanna Starkey | Innisfail | 0.0 | 149 | 0 | 0 | 0 | 0 | 0 | | | | | | | | | | | | | | | | 0 | 0 | 0 | 0 | 0 | |
| 31. | Maryanne Zilio | Burdekin | 0.0 | 136 | 0 | 0 | 0 | 0 | 0 | | | | | | | | | | | | | | | | 0 | 0 | 0 | 0 | 0 | |
| 32. | (vacant) | Burdekin | 0.0 | 198 | 0 | 0 | 0 | 0 | 0 | | | | | | | | | | | | | | | | 0 | 0 | 0 | 0 | 0 | |
| 33. | (vacant) | Mount Isa | 0.0 | 200 | 0 | 0 | 0 | 0 | 0 | | | | | | | | | | | | | | | | 0 | 0 | 0 | 0 | 0 | |
| 34. | Marilyn Thompson | Mackay | 0.0 | 145 | 0 | 0 | 0 | 0 | 0 | | | | | | | | | | | | | | | | 0 | 0 | 0 | 0 | 0 | |
| 35. | Betty Pacher | Cairns | 0.0 | 152 | 0 | 0 | 0 | 0 | 0 | | | | | | | | | | | | | | | | 0 | 0 | 0 | 0 | 0 | |
| 36. | | Kirwan | 0.0 | 0 | 0 | 0 | 0 | 0 | 4 | | | | | | | | | | | | | | | | 0 | 0 | 0 | 0 | 0 | |
| 37. | | Kirwan | 0.0 | 0 | 0 | 0 | 0 | 0 | 4 | | | | | | | | | | | | | | | | 0 | 0 | 0 | 0 | 0 | |
| 38. | | Kirwan | 0.0 | 0 | 0 | 0 | 0 | 0 | 4 | | | | | | | | | | | | | | | | 0 | 0 | 0 | 0 | 0 | |
| 39. | | Kirwan | 0.0 | 0 | 0 | 0 | 0 | 0 | 4 | | | | | | | | | | | | | | | | 0 | 0 | 0 | 0 | 0 | |
| 40. | | Kirwan | 0.0 | 0 | 0 | 0 | 0 | 0 | 4 | | | | | | | | | | | | | | | | 0 | 0 | 0 | 0 | 0 | |
| 41. | | Kirwan | 0.0 | 0 | 0 | 0 | 0 | 0 | 4 | | | | | | | | | | | | | | | | 0 | 0 | 0 | 0 | 0 | |

SCRATCH MEN AVERAGES

| NAME | | | Average | Entering | Gms | Pinfall | High | Low | Pts | G1 | G2 | G3 | G4 | G5 | G6 | G7 | G8 | G9 | G10 | G11 | G12 | G13 | G14 | G15 | X's | /s | O's | +/- | 200s | | |
|------|-------------------|-----------|---------|----------|-----|---------|------|-----|-----|-----|-----|-----|-----|-----|-----|-----|-----|-----|-----|-----|-----|-----|-----|-----|-----|----|-----|------|------|---|---|
| 1. | Frank Nucifora | Burdekin | 208.3 | 210 | 15 | 3125 | 251 | 158 | 20 | 212 | 251 | 224 | 158 | 223 | 219 | 214 | 219 | 247 | 173 | 202 | 183 | 203 | 191 | 206 | 96 | 44 | 24 | 125 | 11 | | |
| 2. | Luke O'Meara | Mount Isa | 207.6 | 181 | 14 | 2906 | 278 | 175 | 22 | 231 | 185 | 188 | | 190 | 200 | 249 | 222 | 175 | 199 | 278 | 178 | 200 | 178 | 233 | 87 | 39 | 28 | 106 | 7 | | |
| 3. | Chris Carney | Burdekin | 204.9 | 202 | 15 | 3073 | 244 | 170 | 25 | 240 | 210 | 189 | 199 | 206 | 244 | 171 | 212 | 210 | 194 | 170 | 212 | 222 | 185 | 209 | 83 | 55 | 24 | 73 | 9 | | |
| 4. | Nicholas Devaney | Kirwan | 198.1 | 186 | 15 | 2972 | 256 | 153 | 21 | 207 | 213 | 221 | 153 | 168 | 177 | 231 | 219 | 212 | 170 | 179 | 256 | 204 | 176 | 186 | 82 | 51 | 27 | -28 | 8 | | |
| 5. | Craig Hembrow | Cairns | 195.6 | 193 | 14 | 2739 | 248 | 145 | 18 | 202 | 222 | 248 | 242 | 145 | 163 | 186 | 222 | 148 | | 233 | 191 | 183 | 172 | 182 | 80 | 34 | 31 | -61 | 6 | | |
| 6. | E-J Starkey | Innisfail | 195.3 | 212 | 15 | 2929 | 256 | 158 | 22 | 214 | 213 | 169 | 158 | 212 | 214 | 164 | 164 | 207 | 256 | 183 | 209 | 188 | 209 | 169 | 79 | 49 | 35 | -71 | 8 | | |
| 7. | Justin Grech | Mackay | 194.7 | 200 | 15 | 2921 | 225 | 165 | 18 | 200 | 211 | 206 | 212 | 176 | 184 | 212 | 225 | 187 | 182 | 176 | 165 | 168 | 208 | 209 | 76 | 56 | 31 | -79 | 8 | | |
| 8. | Angelo Nucifora | Burdekin | 194.3 | 212 | 15 | 2914 | 225 | 146 | 18 | 222 | 201 | 209 | 225 | 146 | 179 | 197 | 185 | 192 | 182 | 203 | 217 | 197 | 171 | 188 | 72 | 67 | 24 | -86 | 6 | | |
| 9. | Brian Roughsedge | Cairns | 194.3 | 218 | 15 | 2914 | 221 | 167 | 14 | 213 | 201 | 200 | 208 | 209 | 187 | 202 | 178 | 173 | 178 | 200 | 208 | 169 | 221 | 167 | 71 | 66 | 25 | -86 | 9 | | |
| 10. | John Price | Mount Isa | 193.0 | 210 | 15 | 2895 | 245 | 149 | 20 | 160 | 223 | 168 | 167 | 176 | 149 | 191 | 172 | 173 | 245 | 236 | 226 | 182 | 226 | 201 | 81 | 42 | 36 | -105 | 6 | | |
| 11. | Kevin Dowley | Innisfail | 191.3 | 192 | 15 | 2869 | 227 | 154 | 16 | 190 | 221 | 190 | 208 | 227 | 154 | 191 | 194 | 164 | 190 | 181 | 179 | 190 | 179 | 211 | 72 | 56 | 33 | -131 | 4 | | |
| 12. | Fernando Jayo | Kirwan | 191.0 | 178 | 1 | 191 | 191 | 191 | 0 | | | | | | | | 191 | | | | | | | | 3 | 8 | 1 | -9 | 0 | | |
| 13. | Robbie Petersen | Cairns | 190.4 | 206 | 14 | 2665 | 236 | 158 | 18 | 224 | 203 | 222 | 204 | 176 | 183 | 165 | 195 | 167 | 158 | | 172 | 180 | 180 | 236 | 59 | 63 | 28 | -135 | 5 | | |
| 14. | Matthew Whitworth | Burdekin | 187.1 | 204 | 15 | 2806 | 256 | 150 | 22 | 166 | 201 | 173 | 216 | 150 | 172 | 188 | 256 | 170 | 172 | 193 | 191 | 186 | 181 | 191 | 23 | 9 | 11 | -194 | 3 | | |
| 15. | Barry Rodgers | Mount Isa | 186.2 | 204 | 15 | 2793 | 258 | 150 | 16 | 158 | 202 | 221 | 188 | 165 | 226 | 191 | 179 | 150 | 153 | 150 | 201 | 258 | 201 | 150 | 69 | 54 | 32 | -207 | 6 | | |
| 16. | Colin Reese | Burdekin | 184.6 | 195 | 15 | 2769 | 223 | 157 | 20 | 157 | 214 | 194 | 223 | 190 | 180 | 178 | 177 | 175 | 168 | 173 | 172 | 192 | 171 | 205 | 67 | 56 | 34 | -231 | 3 | | |
| 17. | Brendan Muscat | Innisfail | 183.4 | 207 | 15 | 2751 | 231 | 143 | 8 | 182 | 191 | 182 | 185 | 164 | 198 | 231 | 214 | 183 | 162 | 177 | 180 | 143 | 180 | 179 | 72 | 51 | 32 | -249 | 2 | | |
| 18. | John Fryer | Cairns | 182.5 | 208 | 11 | 2008 | 233 | 132 | 16 | 170 | 223 | 214 | 233 | 175 | 178 | 156 | | | 161 | 132 | | | 188 | 178 | 48 | 44 | 29 | -192 | 3 | | |
| 19. | Ivan Edwards | Mackay | 179.9 | 200 | 15 | 2699 | 208 | 148 | 10 | 159 | 190 | 182 | 167 | 158 | 203 | 148 | 198 | 208 | 204 | 173 | 165 | 187 | 178 | 179 | 53 | 63 | 39 | -301 | 3 | | |
| 20. | Jordan Mc Cahill | Kirwan | 178.8 | 201 | 10 | 1788 | 229 | 145 | 10 | 165 | 145 | | 205 | 229 | 147 | | | | 200 | 147 | 218 | 158 | | 174 | 49 | 37 | 31 | -212 | 4 | | |
| 21. | Jason Furze | Cairns | 178.2 | 214 | 13 | 2316 | 209 | 151 | 5 | 168 | 167 | | 156 | | 151 | 209 | 171 | 197 | 187 | 175 | 188 | 184 | 185 | 178 | 47 | 58 | 27 | -284 | 1 | | |
| 22. | Justin Grasso | Kirwan | 176.8 | 177 | 12 | 2122 | 226 | 127 | 14 | 211 | 192 | 184 | 190 | 131 | | 156 | 186 | | 139 | 127 | | 226 | 211 | 169 | 55 | 37 | 36 | -278 | 3 | | |
| 23. | Yannick Kerjean | Mount Isa | 176.5 | 189 | 15 | 2648 | 256 | 138 | 9 | 139 | 256 | 180 | 144 | 221 | 164 | 223 | 170 | 167 | 161 | 178 | 138 | 153 | 138 | 216 | 69 | 37 | 51 | -352 | 4 | | |
| 24. | Jamie Miller | Cairns | 174.4 | 198 | 8 | 1395 | 239 | 124 | 8 | | | 162 | 124 | | | | 213 | 173 | 179 | 170 | 239 | 135 | | | 32 | 28 | 26 | -205 | 2 | | |
| 25. | Ashley Hurlock | Innisfail | 174.2 | 170 | 15 | 2613 | 207 | 130 | 14 | 130 | 182 | 167 | 157 | 144 | 197 | 207 | 177 | 171 | 201 | 175 | 178 | 179 | 178 | 170 | 73 | 32 | 49 | -387 | 2 | | |
| 26. | Bret Papworth | Kirwan | 170.3 | 163 | 15 | 2555 | 205 | 142 | 16 | 146 | 169 | 205 | 147 | 186 | 152 | 189 | 161 | 150 | 142 | 150 | 177 | 203 | 182 | 196 | 53 | 59 | 44 | -445 | 2 | | |
| 27. | Don Mc Kay | Mackay | 170.1 | 200 | 15 | 2551 | 193 | 132 | 9 | 133 | 182 | 182 | 148 | 132 | 164 | 179 | 170 | 178 | 193 | 178 | 189 | 153 | 193 | 177 | 51 | 63 | 44 | -449 | 0 | | |
| 28. | Dylan Locke | Mackay | 166.2 | 200 | 15 | 2493 | 197 | 131 | 14 | 141 | 140 | 171 | 176 | 189 | 192 | 151 | 196 | 163 | 162 | 176 | 131 | 156 | 197 | 152 | 47 | 57 | 51 | -507 | 0 | | |
| 29. | Edmond Starkey | Innisfail | 163.1 | 159 | 14 | 2284 | 211 | 129 | 8 | 163 | 155 | | 134 | 169 | 171 | 152 | 150 | 140 | 211 | 187 | 171 | 181 | 171 | 129 | 44 | 53 | 45 | -516 | 1 | | |
| 30. | Steve Forster | Kirwan | 162.2 | 188 | 13 | 2108 | 207 | 131 | 12 | 131 | | 139 | 149 | | 148 | 170 | 131 | 167 | 207 | 159 | 169 | 192 | 179 | 167 | 49 | 45 | 47 | -492 | 1 | | |
| 31. | Selwyn Maher | Kirwan | 150.1 | 166 | 10 | 1501 | 195 | 120 | 4 | | 154 | 149 | | 155 | 158 | 146 | | 126 | 126 | 172 | 120 | | 195 | | 20 | 41 | 41 | -499 | 0 | | |
| 32. | Mick Fenech | Mackay | 149.1 | 200 | 15 | 2237 | 185 | 114 | 2 | 158 | 185 | 114 | 175 | 118 | 130 | 168 | 158 | 138 | 167 | 146 | 167 | 127 | 135 | 151 | 35 | 58 | 60 | -763 | 0 | | |
| 33. | Daniel Copeland | Mount Isa | 135.7 | 164 | 10 | 1357 | 175 | 108 | 2 | 138 | 123 | 108 | 175 | 115 | | | 153 | 141 | 141 | 122 | 141 | | | | 24 | 30 | 52 | -643 | 0 | | |
| 34. | Jake Wieland | Innisfail | 122.0 | 164 | 1 | 122 | 122 | 122 | 0 | | | 122 | | | | | | | | | | | | | | 2 | 2 | 7 | -78 | 0 | |
| 35. | (vacant) | Mount Isa | 0.0 | 200 | 0 | 0 | 0 | 0 | 0 | | | | | | | | | | | | | | | | 0 | 0 | 0 | 0 | 0 | 0 | |
| 36. | (vacant) | Innisfail | 0.0 | 200 | 0 | 0 | 0 | 0 | 0 | | | | | | | | | | | | | | | | | 0 | 0 | 0 | 0 | 0 | 0 |
| 37. | Dennis Porter | Burdekin | 0.0 | 177 | 0 | 0 | 0 | 0 | 0 | | | | | | | | | | | | | | | | | 0 | 0 | 0 | 0 | 0 | 0 |
| 38. | (vacant) | Burdekin | 0.0 | 200 | 0 | 0 | 0 | 0 | 0 | | | | | | | | | | | | | | | | | 0 | 0 | 0 | 0 | 0 | 0 |
| 39. | (vacant) | Mount Isa | 0.0 | 200 | 0 | 0 | 0 | 0 | 0 | | | | | | | | | | | | | | | | | 0 | 0 | 0 | 0 | 0 | 0 |
| 40. | Ralph Streckler | Mackay | 0.0 | 200 | 0 | 0 | 0 | 0 | 0 | | | | | | | | | | | | | | | | | 0 | 0 | 0 | 0 | 0 | 0 |
| 41. | Tony Thompson | Mackay | 0.0 | 200 | 0 | 0 | 0 | 0 | 0 | | | | | | | | | | | | | | | | | 0 | 0 | 0 | 0 | 0 | 0 |