

2014 South Queensland Zone Championships

Sunday 9:00 am

Lanes 1 - 20

Tournament Results Division 1: BOYOS -- Scratch Result

Singles Division 1: BOYS - OPEN SINGLES

Place	Bowler Name	Ave	High Game	High Sers
1	MATT CLAGUE	191	233	653
2	BLAYNE FLETCHER	207	239	593
3	THOMAS MCDONALD	183	210	587
4	JAYDEN SUTHERLAND	212	234	575
5	BLAYNE FLETCHER	207	189	555
6	MARK RICHARDSON	184	243	553
7	JIMMY MARGIOLAS	186	215	550
8	THOMAS MCDONALD	183	215	542
9	TOM AUSTEN	204	229	534
10	ROBERT UNDERWOOD	186	186	533
11	BLAYNE FLETCHER	207	182	530
12	MITCHELL JUDSON	191	223	528
13	BLAYNE FLETCHER	207	179	523
14	MITCHELL JUDSON	191	206	518
15	JAYDEN SUTHERLAND	212	191	513
16	TOM AUSTEN	204	185	512
17	SCOTT ELKERTON	202	194	511
18	JED PAULING	200	190	508
19	AYDEN LUCAS	180	193	505
20	GUY LIGHTFOOT	181	179	490
21	NICK HOHN	186	191	489
22	JED PAULING	200	154	413
23	WAYNE LUCAS	185	160	400

*Tournament Results Division 2: GIRLS -- Scratch Result***Singles Division 2: GIRLS - OPEN SINGLES**

Place	Bowler Name	Ave	High Game	High Sers
1	MADDY KEMP	200	211	587
2	MADDY KEMP	200	214	548
3	VICKI CANFIELD	172	192	524
4	MAKAYLA TRITTON	188	180	490
5	GABRIELLE VETTIGER	171	173	464
6	MEGAN JACKSON	172	156	441
7	MEGAN JACKSON	172	150	439

*Tournament Results Division 3: BOYAS -- Scratch Result***Singles Division 3: BOYS - A SINGLES**

Place	Bowler Name	Ave	High Game	High Sers
1	SAM OTAGO	161	211	564
2	CHRIS BAILEY	166	224	530
3	DONOVAN BROWN	175	197	528
4	KEEGAN TASKER	163	178	519
5	SAM OTAGO	161	187	512
6	LEO CLANCY	177	177	506
7	DONOVAN BROWN	175	176	501
8	LEO CLANCY	177	186	495
9	BRADLEY DAY	167	188	479
10	CHRIS LANE	173	174	474
11	SAM OTAGO	161	169	459
12	JOURDAN BYRNES	172	168	456
13	CAMERON STEIN	160	162	454
14	CAMERON STEIN	160	175	442
15	LACHLAN MCDONALD	161	176	425
16	LEO CLANCY	177	150	423
17	CHRIS BAILEY	166	164	393

*Tournament Results Division 4: GIRLS -- Scratch Result***Singles Division 4: GIRLS - A SINGLES**

Place	Bowler Name	Ave	High Game	High Sers
1	AMY WALLACE	156	193	520
2	KYLIE BAILEY	166	182	502
3	SHONA BLACK	159	176	485
3	JASMINE MASON	159	182	485
5	KYLIE BAILEY	166	166	464
6	BREANNA KYTE	166	166	457
7	KAYLA CALDWELL	155	160	442
8	SHONA BLACK	159	164	413

*Tournament Results Division 5: BOYBS -- Scratch Result***Singles Division 5: BOYS - B SINGLES**

Place	Bowler Name	Ave	High Game	High Sers
1	BRENDAN WILLIAMS	157	213	549
2	TYLER JUDSON	159	210	536
3	JAIDON KIRBY	148	182	464
4	KYLE ANNETTS	143	193	458
5	TYLER JUDSON	159	169	440
6	BRENDAN WILLIAMS	157	147	414
7	CHRISTOPHER WENTWORTH	141	144	386
8	DYLAN ADAMS	143	126	352
9	TIM READ	146	115	337

*Tournament Results Division 6: GIRLS -- Scratch Result***Singles Division 6: GIRLS - B SINGLES**


Place	Bowler Name	Ave	High Game	High Sers
1	SARA KEITH	148	181	487
2	EMILY COONAN	136	204	471
3	COURTNEY COUPER	130	176	451
4	KAYLA MOYES	147	171	441
5	SARA KEITH	148	192	430
6	LILY DAWSON	137	166	409
7	SARA KEITH	148	142	408
7	JASMINE HANSON	137	138	408
9	KAYLA MOYES	147	147	403
10	SARA KEITH	148	145	373
11	REESE POELSTRA	144	139	369
12	DARLENE KIDD	140	139	357
13	STAR POLINA	131	128	323

*Tournament Results Division 7: BOYCS -- Scratch Result***Singles Division 7: BOYS - C SINGLES**

Place	Bowler Name	Ave	High Game	High Sers
1	JOSH WIFFIN-HAYES	134	184	525
2	JOSH WIFFIN-HAYES	134	202	476
3	ASHLEY POELSTRA	132	167	459
4	JAY BADCOCK	132	145	406
5	BRENTON MOYES	124	154	403
6	NICK CLARKE	123	121	316

*Tournament Results Division 8: GIRLS -- Scratch Result***Singles Division 8: GIRLS - C SINGLES**

Place	Bowler Name	Ave	High Game	High Sers
1	NICOLE CALDWELL	123	152	363
2	NATASHA DAWSON	125	109	297

 Singles Division 9: BOYS - D SINGLES

Place	Bowler Name	Ave	High Game	High Sers
1	LACHLAN STEIN	79	170	385
2	BRENDAN BUCKHOLZ	112	146	368
3	MATTHEW WALLACE	103	126	359
4	LACHLAN LITHGOW	94	147	353
5	JOSHUA SMITH	100	134	321
6	LUKE WARWICK	101	103	292
7	DYLAN LITHGOW	102	111	285
8	DYLAN LITHGOW	102	105	244

*Tournament Results Division 10: GIRLDS -- Scratch Result***Singles Division 10: GIRLS - D SINGLES**

Place	Bowler Name	Ave	High Game	High Sers
1	SHONTAY BARNETT	108	158	443
2	JESSICA CANFIELD	97	116	287
3	AIMEE STEINBACK	83	119	283
4	LINA BAKER	70	84	234

Tournament Results Division 1: BOYOD -- Scratch Result❖ **Doubles Division 1: BOYS - OPEN DOUBLES**

Place	Team Name	Ave	High Game	High Sers
1	N. HOHN/T. AUSTEN	390	438	1171
2	J. MARGIOLAS/T. AUSTEN	390	442	1160
3	M. JUDSON/M. CLAGUE	382	414	1113
4	M. JUDSON/M. CLAGUE	382	371	1076
5	T. MCDONALD/B. FLETCHER	390	400	1071
6	B. DAY/S. ELKERTON	369	385	1067
7	J. PAULING/M. CLAGUE	391	343	993
8	G. LIGHTFOOT/J. SUTHERLAND	393	346	962
9	W. LUCAS/A. LUCAS	365	378	940

Tournament Results Division 2: GIRL/OD -- Scratch Result❖ **Doubles Division 2: GIRLS - OPEN DOUBLES**

Place	Team Name	Ave	High Game	High Sers
1	M. KEMP/V. CANFIELD	372	374	1089
2	G. VETTIGER/M. TRITTON	359	368	1070
3	J. MASON/M. TRITTON	347	358	1013
4	S. BLACK/M. KEMP	359	382	989
5	R. POELSTRA/M. KEMP	344	337	907

Tournament Results Division 3: BOYAD -- Scratch Result❖ **Doubles Division 3: BOYS - A DOUBLES**

Place	Team Name	Ave	High Game	High Sers
1	C. BAILEY/M. RICHARDSON	350	413	1074
2	B. WILLIAMS/D. BROWN	332	390	1051
3	L. MCDONALD/C. BAILEY	327	375	972
4	J. BYRNES/L. CLANCY	349	369	943
5	C. LANE/R. UNDERWOOD	359	367	937

Tournament Results Division 4: GIRLAD -- Scratch Result❖ **Doubles Division 4: GIRLS - A DOUBLES**

Place	Team Name	Ave	High Game	High Sers
1	K. MOYES/S. BLACK	306	359	980
2	B. KYTE/J. MASON	325	338	930
3	S. KEITH/M. JACKSON	320	313	831
4	E. COONAN/B. KYTE	302	303	828
5	K. BAILEY/K. MOYES	313	263	736

Tournament Results Division 5: BOYBD -- Scratch Result❖ **Doubles Division 5: BOYS - B DOUBLES**

Place	Team Name	Ave	High Game	High Sers
1	J. WIFFIN-HAYES/C. LANE	307	382	1016
2	J. WIFFIN-HAYES/C. BAILEY	300	336	948
3	C. WENTWORTH/S. OTAGO	302	315	902
4	D. ADAMS/S. OTAGO	304	319	894
5	J. KIRBY/T. READ	294	309	889
6	J. BADCOCK/R. UNDERWOOD	318	369	888
7	B. MOYES/T. JUDSON	283	347	867
8	K. ANNETTS/J. KIRBY	291	312	864
9	T. READ/K. ANNETTS	289	263	751
10	A. POELSTRA/S. OTAGO	293	268	742
11	N. CLARKE/C. STEIN	283	300	719

Tournament Results Division 6: GIRLBD -- Scratch Result❖ **Doubles Division 6: GIRLS - B DOUBLES**

Place	Team Name	Ave	High Game	High Sers
1	L. DAWSON/A. WALLACE	293	351	955
2	A. WALLACE/J. HANSON	293	336	953
3	N. CALDWELL/K. CALDWELL	278	302	803
4	S. POLINA/S. KEITH	279	274	690
5	J. CANFIELD/K. BAILEY	263	253	671
6	N. DAWSON/J. HANSON	262	230	647

Tournament Results Division 7: BOYCD -- Scratch Result❖ **Doubles Division 7: BOYS - C DOUBLES**

Place	Team Name	Ave	High Game	High Sers
1	D. LITHGOW/K. TASKER	265	308	857

Tournament Results Division 8: GIRL/CD -- Scratch Result❖ **Doubles Division 8: GIRLS - C DOUBLES**

Place	Team Name	Ave	High Game	High Sers
1	C. COUPER/S. BARNETT	238	305	781
2	S. BARNETT/D. KIDD	248	256	712

Tournament Results Division 9: BOYDD -- Scratch Result❖ **Doubles Division 9: BOYS - D DOUBLES**

Place	Team Name	Ave	High Game	High Sers
1	L. WARWICK/B. BUCKHOLZ	213	240	678
2	L. LITHGOW/M. WALLACE	197	200	571
3	J. SMITH/L. STEIN	179	198	518

Tournament Results Division 10: GIRLDD -- Scratch Result❖ **Doubles Division 10: GIRLS - D DOUBLES**

<u>Place</u>	<u>Team Name</u>	<u>Ave</u>	<u>High Game</u>	<u>High Sers</u>
1	A. STEINBACK/L. BAKER	153	170	484

*Tournament Results Division 1: BOYOT -- Scratch Result***Teams Division 1: BOYS - OPEN TEAMS**


Place	Team Name	Ave	High Game	High Sers
1	SQ BOYS 2	775	859	2269
2	SQ BOYS 1	780	764	2257

*Tournament Results Division 2: GIRL/OT -- Scratch Result***Teams Division 2: GIRLS - OPEN TEAMS**

Place	Team Name	Ave	High Game	High Sers
1	SQ GIRLS	731	697	1971

*Tournament Results Division 5: BOYBT -- Scratch Result***Teams Division 5: BOYS - B TEAMS**


Place	Team Name	Ave	High Game	High Sers
1	BUNDY BOYS	623	665	1972
2	ELBOWS IN	625	674	1855

Tournament Results Division 6: GIRLBT -- Scratch Result **Teams Division 6: GIRLS - B TEAMS**


<u>Place</u>	<u>Team Name</u>	<u>Ave</u>	<u>High Game</u>	<u>High Sers</u>
1	ASPLEY GIRLS	555	613	1645

*Tournament Results Division 7: BOYCT -- Scratch Result***Teams Division 7: BOYS - C TEAMS**

<u>Place</u>	<u>Team Name</u>	<u>Ave</u>	<u>High Game</u>	<u>High Sers</u>
1	ROCKY BOYS	484	562	1521

Tournament Results Division 8: GIRLCT -- Scratch Result **Teams Division 8: GIRLS - C TEAMS**

<u>Place</u>	<u>Team Name</u>	<u>Ave</u>	<u>High Game</u>	<u>High Sers</u>
1	ROCKY GIRLS	448	560	1498

Tournament Results Division 9: BOYDT -- Scratch Result **Teams Division 9: BOYS - D TEAMS**

<u>Place</u>	<u>Team Name</u>	<u>Ave</u>	<u>High Game</u>	<u>High Sers</u>
1	ASPLEY BOYS	462	558	1561

*Tournament Results Division 11: MXDOT -- Scratch Result***Teams Division 11: MIXED - OPEN TEAMS**

Place	Team Name	Ave	High Game	High Sers
1	JED'S BOYS	724	736	2145
2	MARK'S MIXED	723	765	2078

*Tournament Results Division 12: MXDAT -- Scratch Result***Teams Division 12: MIXED - A TEAMS**

Place	Team Name	Ave	High Game	High Sers
1	ASPLEY MIXED	648	689	1989
2	SQ MIXED 1	674	743	1962
3	COOLANGATTA TWEED 1	629	694	1899
4	MADDY AND CO.	637	654	1822
5	ASHMORE	682	630	1706

*Tournament Results Division 13: MXDBT -- Scratch Result***Teams Division 13: MIXED - B TEAMS**

Place	Team Name	Ave	High Game	High Sers
1	COOLANGATTA TWEED 2	589	655	1910
2	SUNSET STARS	610	638	1775
3	BUNDY MIXED	573	603	1657
4	SQ MIXED 2	562	503	1457

*Tournament Results Division 15: MXDDT -- Scratch Result***Teams Division 15: MIXED - D TEAMS**

Place	Team Name	Ave	High Game	High Sers
1	ROCKY MIXED	382	435	1214

*Tournament Results Division 1: BOYSO -- Scratch Result***All Event #1 Division 1: BOYS - OPEN GRADE**

Place	Bowler Name	Ave	High Sers
1	MATT CLAGUE	191	1909
2	TOM AUSTEN	204	1819
3	BLAYNE FLETCHER	207	1740
4	MITCHELL JUDSON	191	1698
5	MARK RICHARDSON	184	1657
6	JAYDEN SUTHERLAND	212	1644
7	JIMMY MARGIOLAS	186	1635
8	THOMAS MCDONALD	183	1616
9	SCOTT ELKERTON	202	1583
10	JED PAULING	200	1551
11	ROBERT UNDERWOOD	186	1530
12	NICK HOHN	186	1511
13	AYDEN LUCAS	180	1509
14	GUY LIGHTFOOT	181	1490
15	WAYNE LUCAS	185	1428

*Tournament Results Division 2: GIRLS - Scratch Result***All Event #1 Division 2: GIRLS - OPEN GRADE**

Place	Bowler Name	Ave	High Sers
1	MADDY KEMP	200	1768
2	MAKAYLA TRITTON	188	1531
3	GABRIELLE VETTIGER	171	1491
4	VICKI CANFIELD	172	1454

*Tournament Results Division 3: BOYSA -- Scratch Result***All Event #1 Division 3: BOYS - A GRADE**

Place	Bowler Name	Ave	High Sers
1	KEEGAN TASKER	163	1688
2	CHRIS BAILEY	166	1605
3	DONOVAN BROWN	175	1579
4	CHRIS LANE	173	1574
5	SAM OTAGO	161	1532
6	LEO CLANCY	177	1477
7	BRADLEY DAY	167	1392
8	CAMERON STEIN	160	1366
9	JOURDAN BYRNES	172	1362
10	LACHLAN MCDONALD	161	1257
11	BLAKE GAERTNER	160	0

*Tournament Results Division 4: GIRLSA -- Scratch Result***All Event #1 Division 4: GIRLS - A GRADE**

Place	Bowler Name	Ave	High Sers
1	AMY WALLACE	156	1535
2	JASMINE MASON	159	1523
3	SHONA BLACK	159	1520
4	BREANNA KYTE	166	1406
5	KYLIE BAILEY	166	1400
6	KAYLA CALDWELL	155	1364

*Tournament Results Division 5: BOYSB -- Scratch Result***All Event #1 Division 5: BOYS - B GRADE**

Place	Bowler Name	Ave	High Sers
1	BRENDAN WILLIAMS	157	1654
2	TYLER JUDSON	159	1569
3	JAIDON KIRBY	148	1440
4	KYLE ANNETTS	143	1344
5	TIM READ	146	1215
6	CHRISTOPHER WENTWORTH	141	1192
7	DYLAN ADAMS	143	1096

*Tournament Results Division 6: GIRLSB -- Scratch Result***All Event #1 Division 6: GIRLS - B GRADE**

Place	Bowler Name	Ave	High Sers
1	KAYLA MOYES	147	1441
2	SARA KEITH	148	1406
3	COURTNEY COUPER	130	1353
4	JASMINE HANSON	137	1309
5	LILY DAWSON	137	1290
6	EMILY COONAN	136	1278
7	REESE POELSTRA	144	1134
8	DARLENE KIDD	140	1104
9	STAR POLINA	131	903

*Tournament Results Division 7: BOYSC -- Scratch Result***All Event #1 Division 7: BOYS - C GRADE**

Place	Bowler Name	Ave	High Sers
1	JOSH WIFFIN-HAYES	134	1466
2	ASHLEY POELSTRA	132	1188
3	JAY BADCOCK	132	1167
4	BRENTON MOYES	124	1092
5	NICK CLARKE	123	954

*Tournament Results Division 8: GIRLS - Scratch Result***All Event #1 Division 8: GIRLS - C GRADE**

Place	Bowler Name	Ave	High Sers
1	NICOLE CALDWELL	123	1066
2	NATASHA DAWSON	125	887

*Tournament Results Division 9: BOYS - D GRADE***All Event #1 Division 9: BOYS - D GRADE**

Place	Bowler Name	Ave	High Sers
1	BRENDAN BUCKHOLZ	112	1109
2	MATTHEW WALLACE	103	1017
3	JOSHUA SMITH	100	983
4	LUKE WARWICK	101	950
5	LACHLAN LITHGOW	94	911
6	DYLAN LITHGOW	102	889
7	LACHLAN STEIN	79	848

*Tournament Results Division 10: GIRLSD -- Scratch Result***All Event #1 Division 10: GIRLS - D GRADE**

Place	Bowler Name	Ave	High Sers
1	SHONTAY BARNETT	108	1210
2	AIMEE STEINBACK	83	793
3	JESSICA CANFIELD	97	755
4	LINA BAKER	70	692